


2014–2018



Academic
and Research
Scholarship
Programme

Calouste Gulbenkian Foundation
Armenian Communities Department



**Academic and Research
Scholarship Programme**

Annual report

/

2014-2018

Introduction

This report presents the results of the scholarship programme of the Armenian Communities Department of the Calouste Gulbenkian Foundation during the 2014-2018 Five-Year Programming Plan. The programme comprised the following seven scholarship categories with the aim to support young Armenian and Armenian Studies students and researchers all over the world.

1. Global Excellence Scholarship to Armenian Students
2. Armenian Studies Scholarship
 - 2.1. Short Term Grant for Armenian Studies
3. Western Armenian Teacher Education Scholarship
4. Short Term Conference and Travel Grants to Students in Armenia
5. Undergraduate Studies Scholarship
6. Support to Armenian Students in Portugal
7. Emergency Scholarships

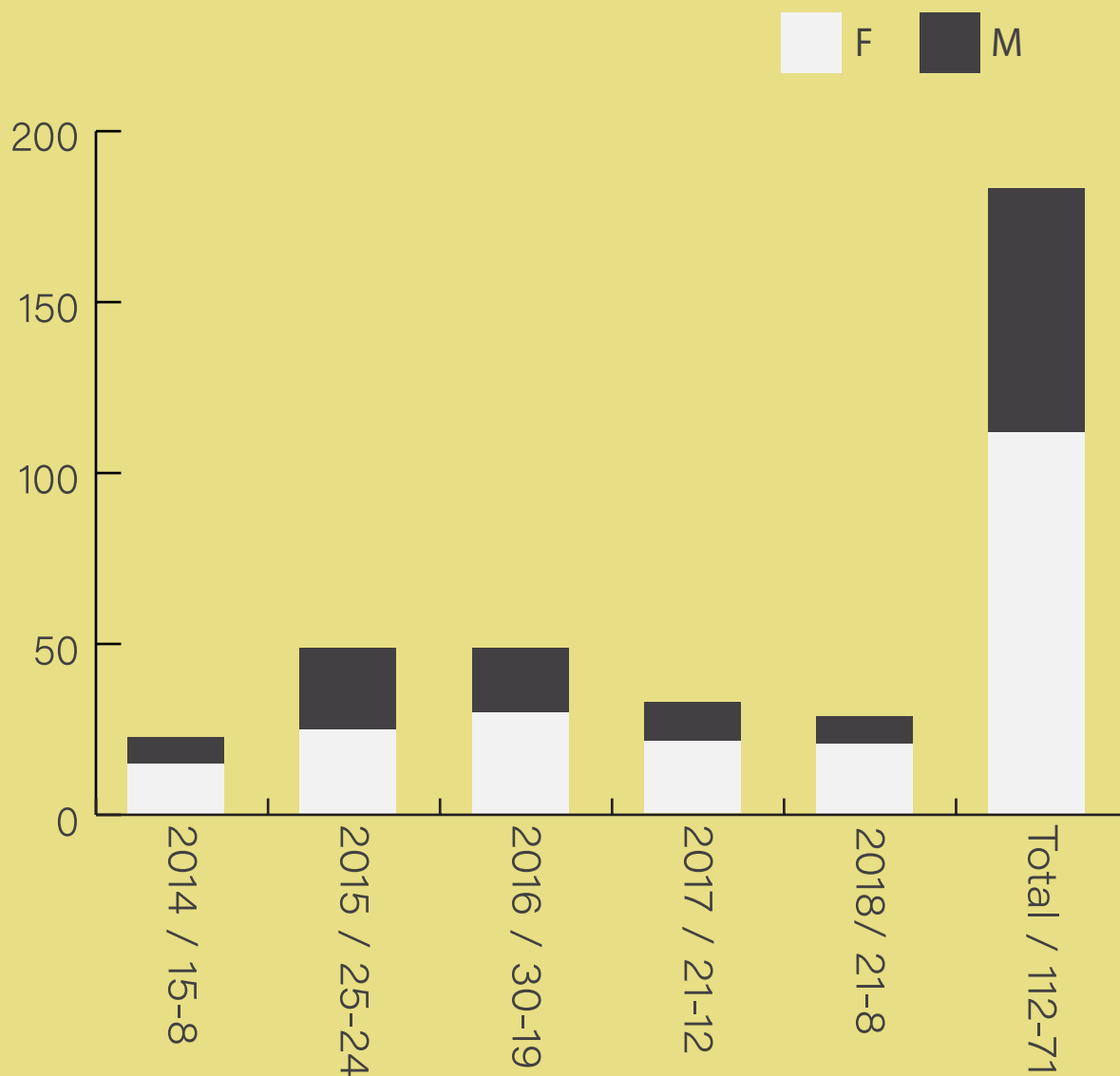
Budget Implementation and Analysis

1. Global Excellence Scholarship to Armenian Students

Within the scope of the Global Excellence Scholarship programme, exceptionally talented Armenian students pursuing their PhD in internationally recognized top universities anywhere in the world and in any subject, were granted scholarships. The Department received 183 applications in total for this scholarship category during the 2014-2018 period.

Distribution of applicants by gender

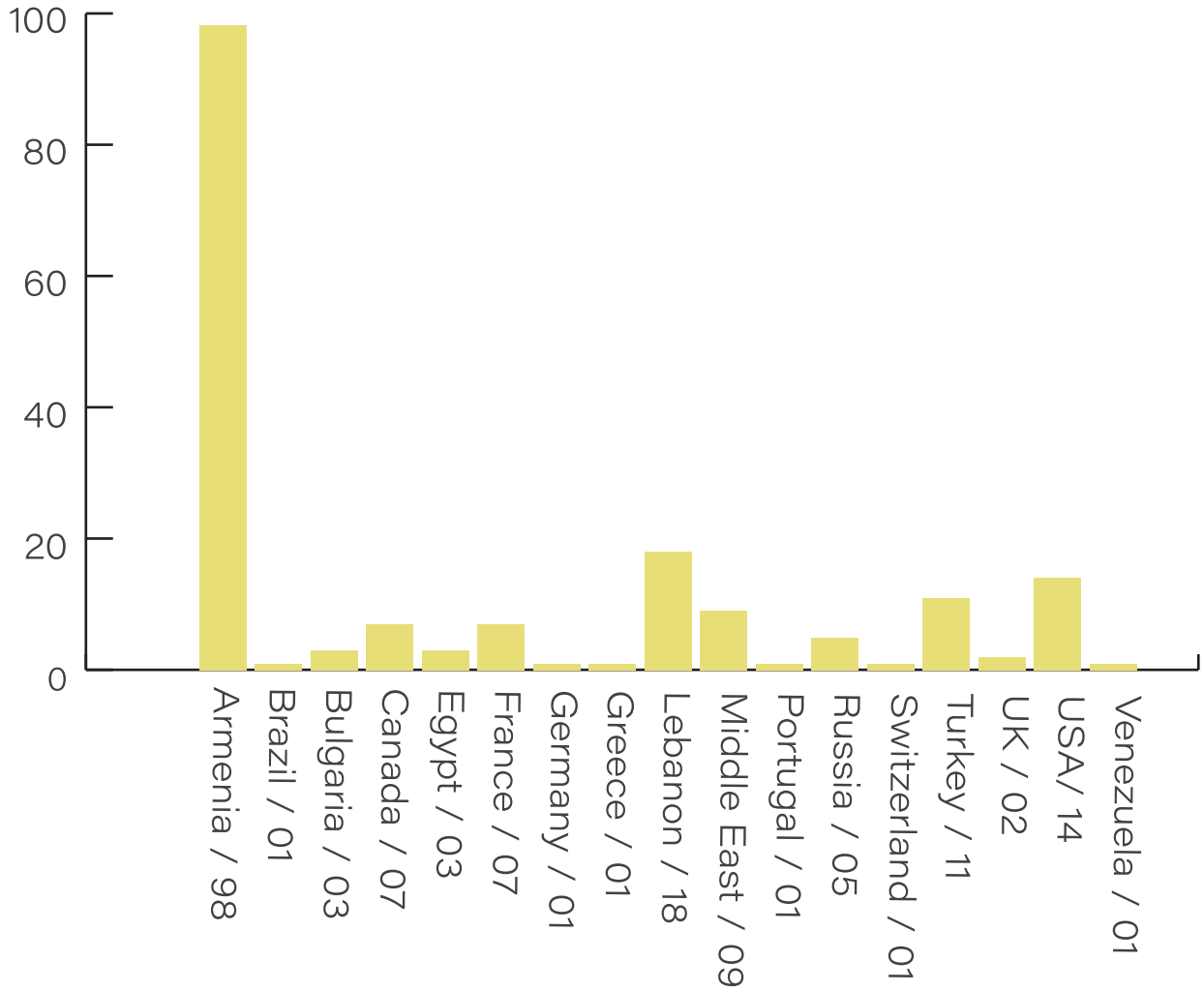
The chart below shows the distribution of applicants by gender*.



* The male and female categories of gender identification are based on the identification documents of applicants.

Distribution of applicants by country of citizenship

The chart below shows the distribution of the applicants by country of citizenship.



/

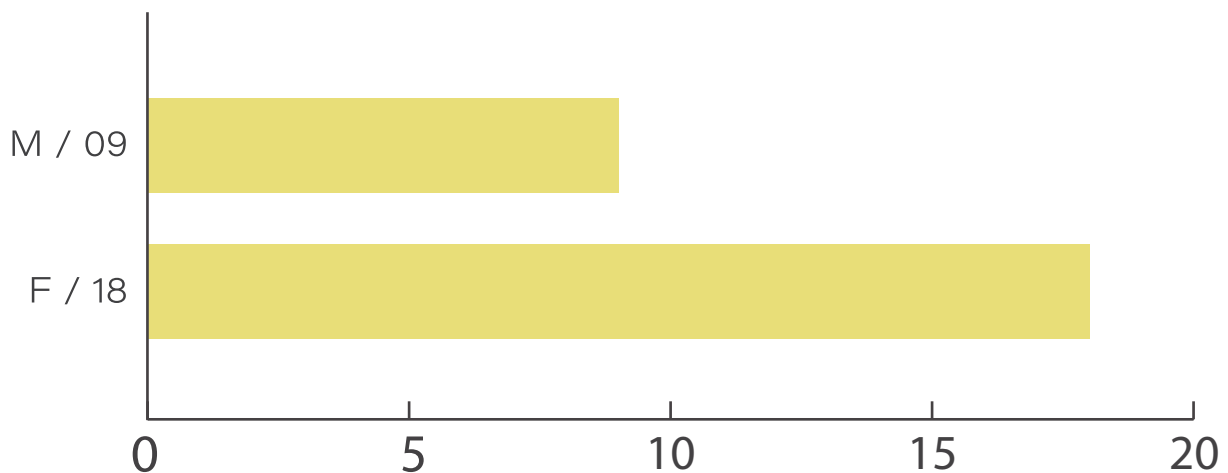
- 61% female and 39% male.
- 53% of citizens were from Armenia, 9% from Lebanon, 7% from USA, and 6% from Turkey.

Decisions to grant scholarships were made based on academic excellence (reference letters, grades, etc.), originality and relevance of topics, gender, geographic and disciplinary balance, and the candidates' links with the Armenian community. Decisions regarding the final sums, were taken based on each candidate's financial situation.

Twenty-seven Global Excellence Scholarships were awarded to PhD students, in the total amount of **692,946 EUR**, giving an average of 25,665 EUR per student for their whole programme of studies. The period of each scholarship varied between one and three years and the subjects included American, Asian and Oriental Studies, Anthropology, Archaeology, Architecture, Art History, Chemistry, Computer Science, Economics, Engineering, Food Science, Health, Human Geography, Human Rights, International Relations, Law, Migration Studies, Philosophy, Political Science, and Psychology.

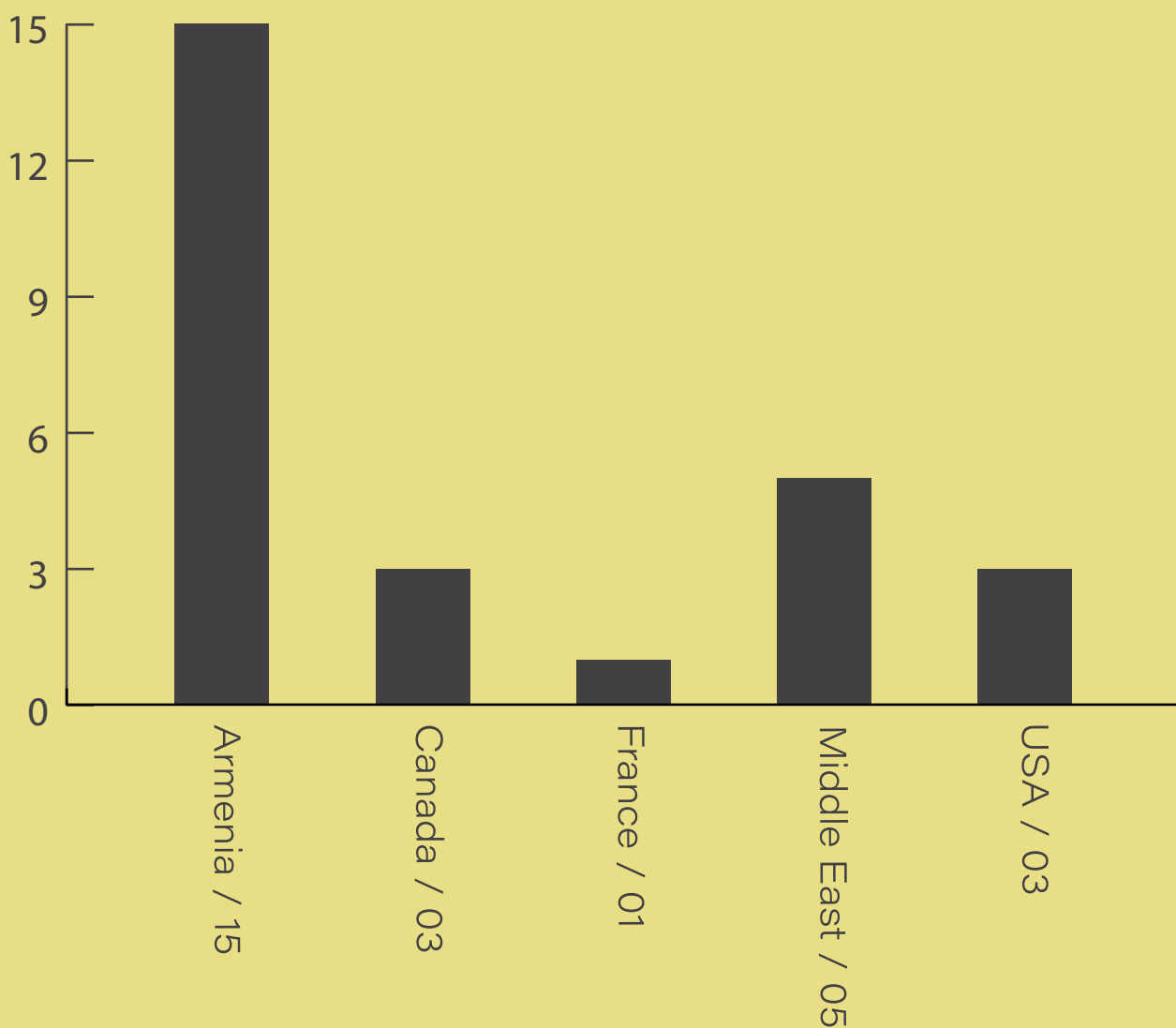
Distribution of awardees by gender

The chart below shows the distribution of these awardees by gender.



Distribution of awardees by country of citizenship

The chart below shows the distribution of these awardees by country of citizenship:



/

- 67% female and 33% male.
- 56% of citizens were from Armenia.

Distribution of scholarships by degree/research level

The table below shows the number of scholarships awarded, including renewals, and amounts for the period of 2014-2018:

<i>Global Excellence: number of scholarships awarded</i>						
New	2014	2015	2016	2017	2018	Total
	6	6	4	4	7	27
<i>Global Excellence: amounts awarded</i>						
	2014	2015	2016	2017	2018	Total
New	111000	101306	49682	36000	70000	367988
Renewals	0	72000	101210	111248	40500	324958
Total	111000	173306	150892	147248	110500	692,946

/

In the 2019-2023 Five-Year Strategic Plan the Global Excellence Scholarship category was phased out to put further emphasis on Armenian Studies.

/

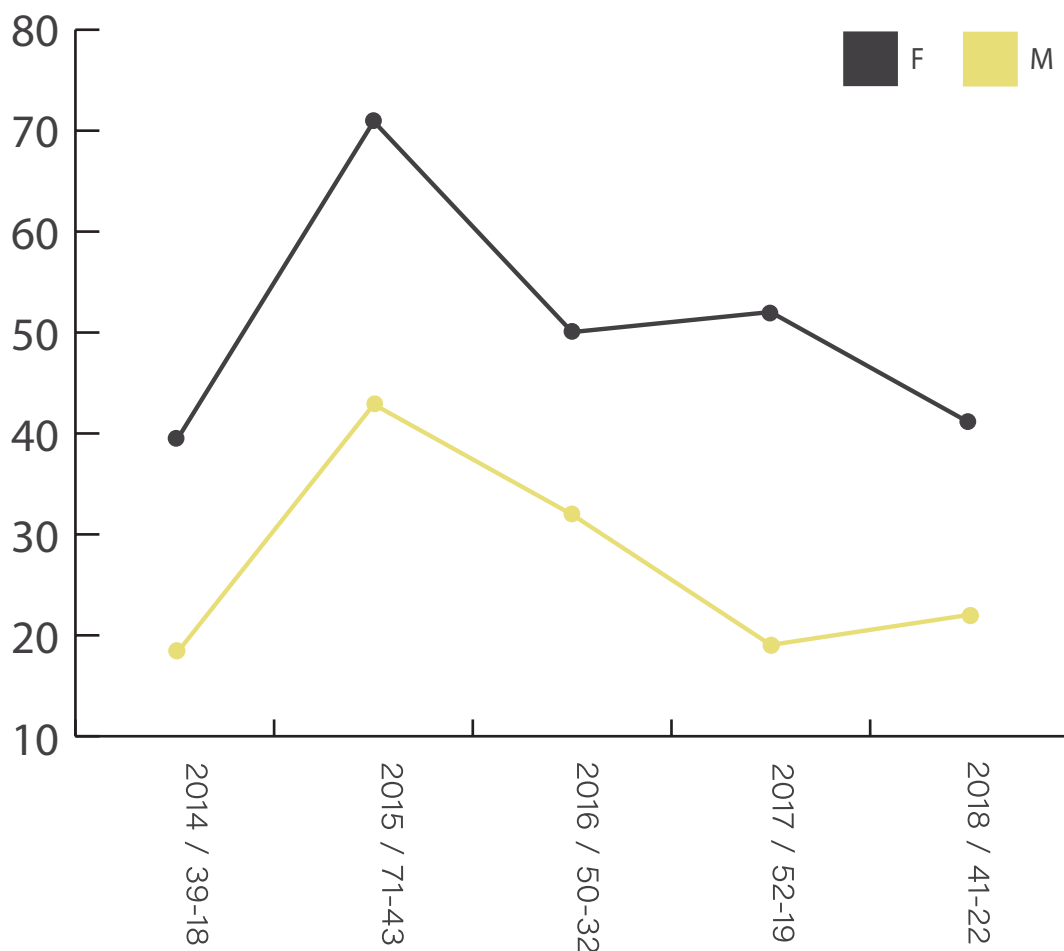
Three of the former scholarship awardees (from 2018, 2019 and 2020) defended their theses in 2021.

2. Armenian Studies Scholarship

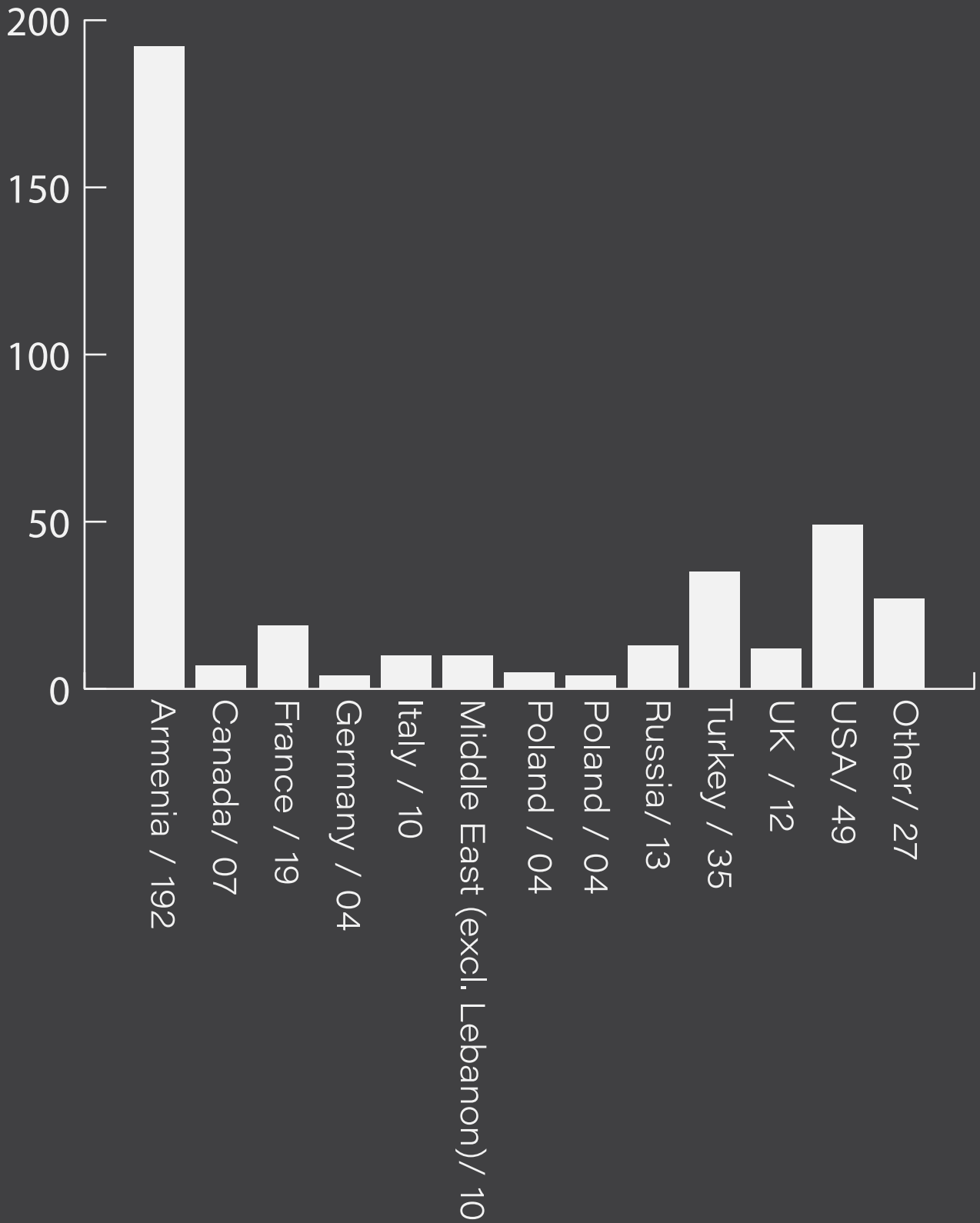
The aim of the Armenian Studies Scholarship is to support research in Armenian Studies by students and researchers of any nationality pursuing a Master's, PhD or Post Doc in recognized universities around the world. The Department received more than twice the number of applications received within the Global Excellence Scholarship category. The charts below show the distribution of the 387 applications by gender and country of citizenship.

Here, the label "Other" includes countries with less than three applications, i.e., the following 16 countries: Argentina, Australia, Belgium, Brazil, Bulgaria, Georgia, Chile, Greece, Cyprus, Hungary, Israel, the Netherlands, Portugal, Spain, Sweden, and Switzerland.

Distribution of applicants by gender



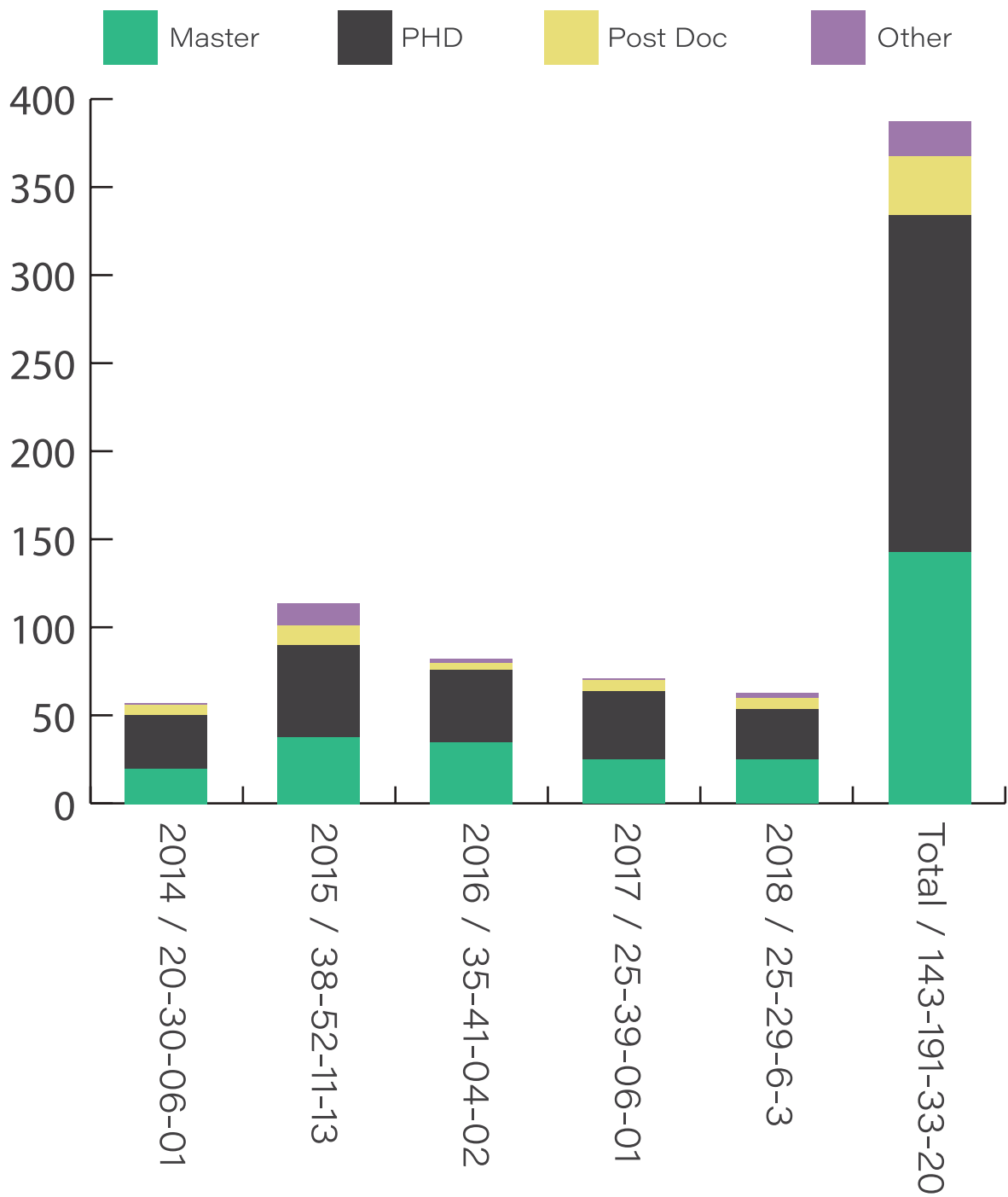
Distribution of applicants by country of citizenship



- 65% female and 35% male.

- 50% of citizens were from Armenia, 13% from USA, and 9% from Turkey.

The chart below shows the distribution of applicants by programme of studies:



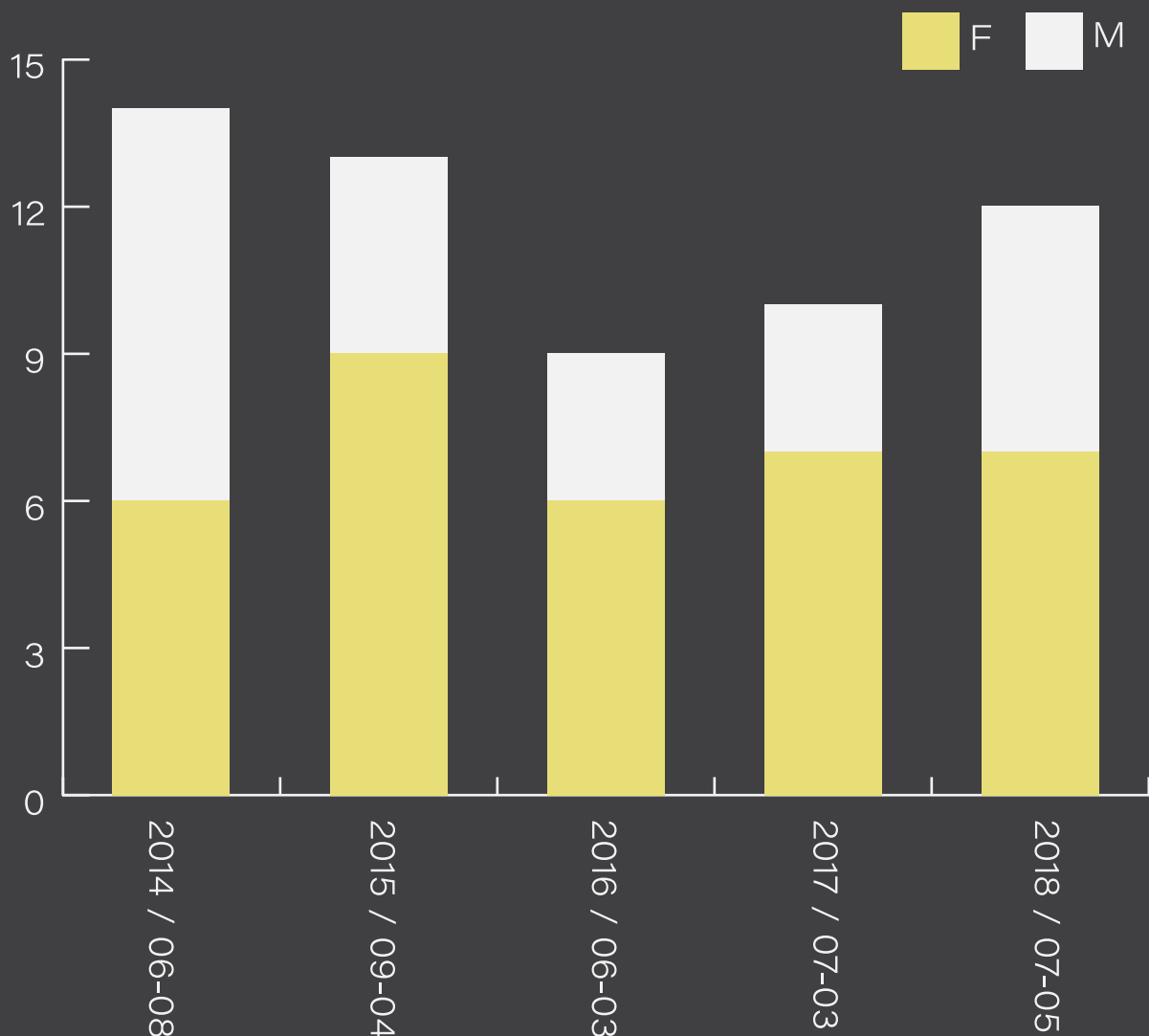
/

- 49% enrolled in a PhD Degree and 37% in a Master's Degree.

Fifty-eight Armenian Studies scholarships were awarded, with each scholarship's amount ranging from 3,000 EUR to 22,000 EUR per year with three years being the maximum number of years for renewals. The selection was based on the same criteria as the Global Excellence scholarship (i.e., principally merit-based), however being of Armenian origin was not a requirement for this category.

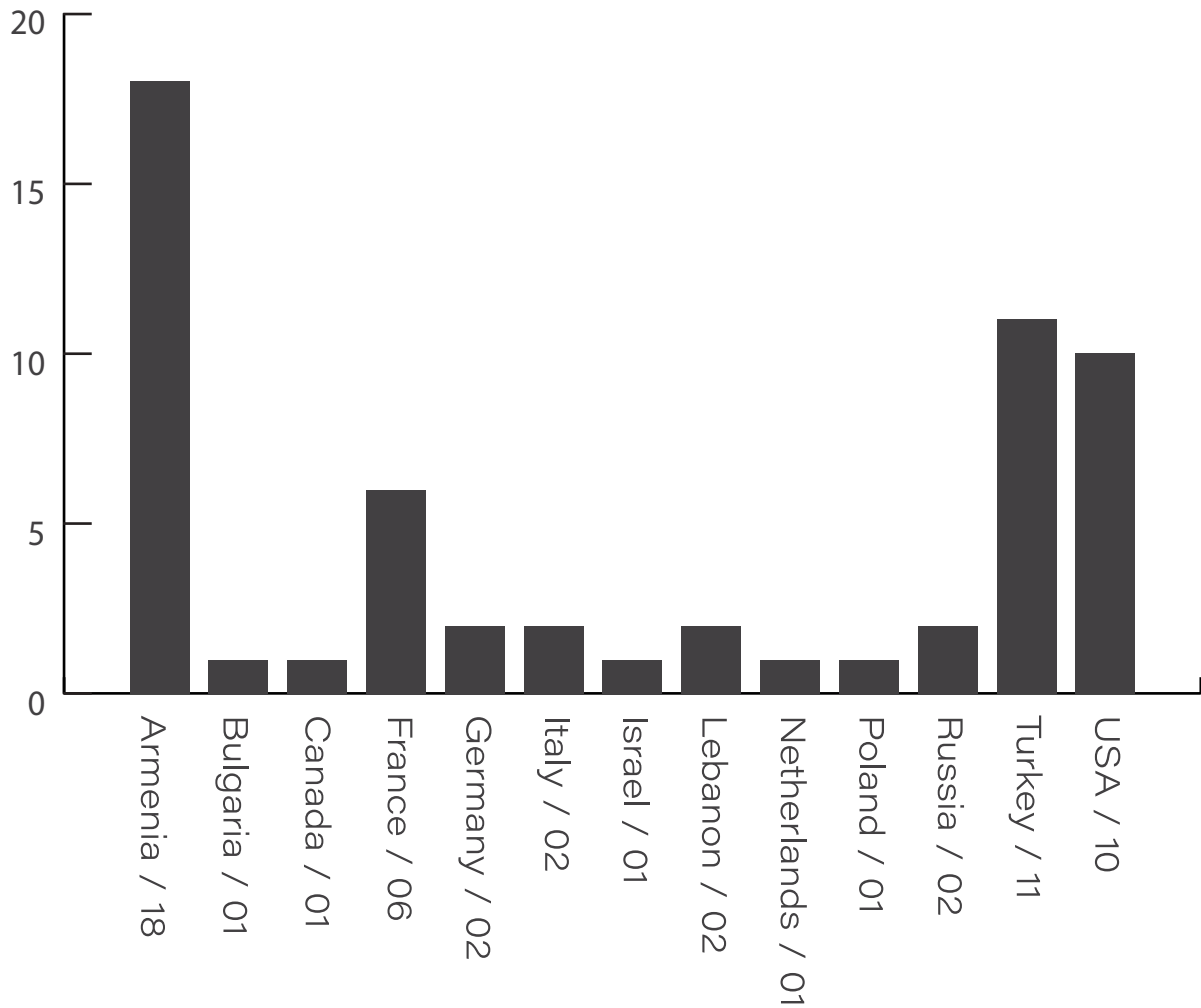
Distribution of awardees by gender

The chart below shows the distribution of awardees by gender.



Distribution of awardees by country of citizenship

The chart below shows the distribution of awardees by country of citizenship.

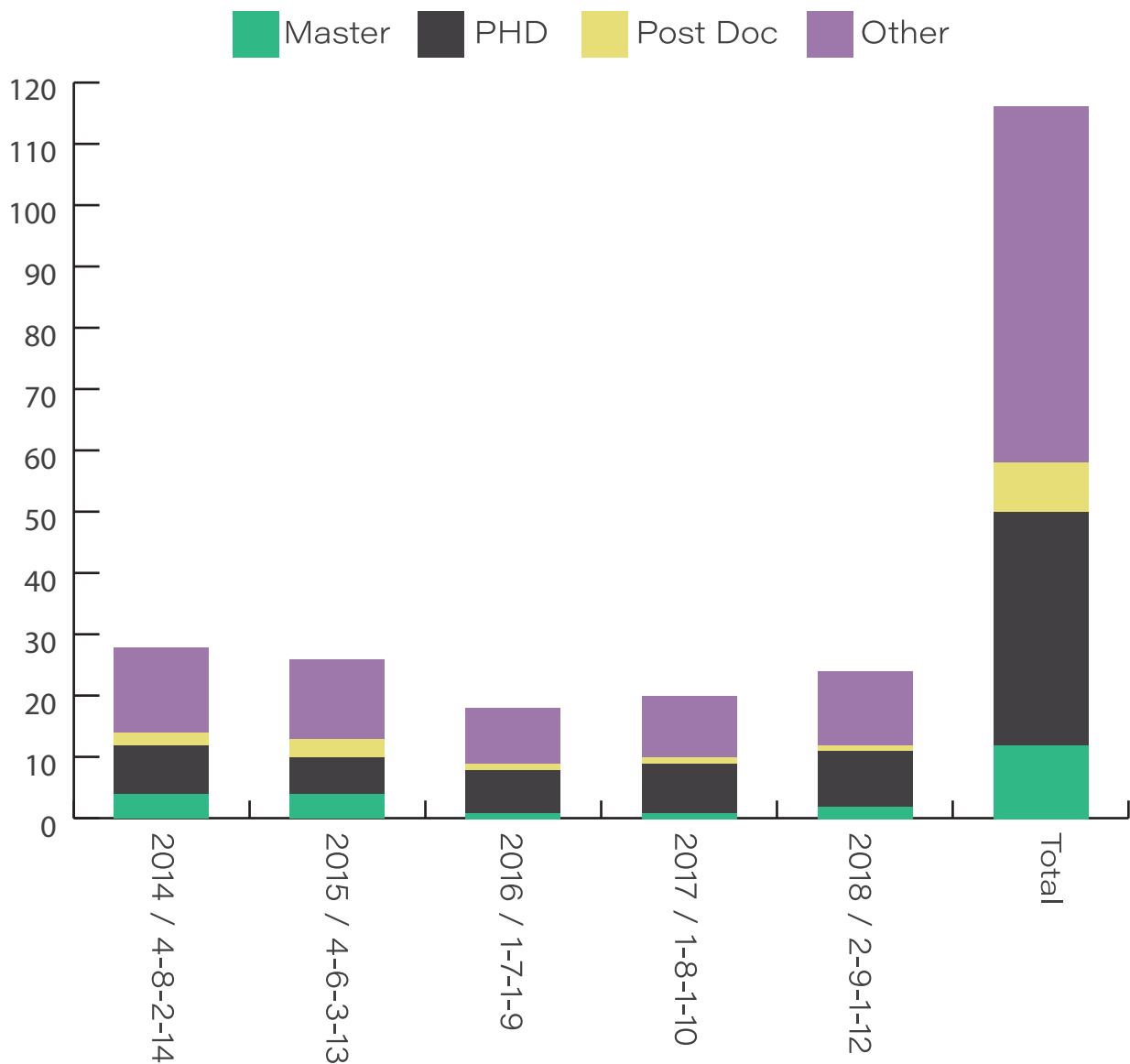


/

- 60% female and 40% male.
- 31% of citizens were from Armenia, 19% from Turkey, and 17% from USA.

Distribution of awardees by programme of studies

The chart below shows the distribution of awardees by programme of studies:



/

- 66% of scholarships for PhD's and 21% for Master's Degrees.

The table below shows the number of scholarships awarded, including renewals, the amounts per year and the totals:

<i>Armenian Studies Scholarship: number of scholarships awarded</i>						
	2014	2015	2016	2017	2018	Total
New	14	13	9	10	12	58
<i>Armenian Studies Scholarship: amounts awarded</i>						
	2014	2015	2016	2017	2018	Total
New	243000	158403	40500	121450	152000	715353
Renewals	211200	225520	215198	119000	139340	910258
Total	456214	383923	255698	242467	291340	1,629,642

In sum, during the 2014-2018 Five-year Programming Plan, the Department supported 58 Master's and PhD students, as well as Post Doc researchers, spending 1,629,642 EUR, giving an average of 28,097 EUR per student for their whole programme of studies.

Moreover, during the same period, the Department supported two Armenian Studies research projects involving various scholars, in the total amount of 49,712 EUR:

- In 2014, a research project about Armenians in China (two scholars).
- In 2017, a research project on issues related to contemporary Armenia and Armenians (24 scholars), co-funded by the Institute of Armenian Studies of the University of Southern California.

2.1 Short Term Grant for Armenian Studies

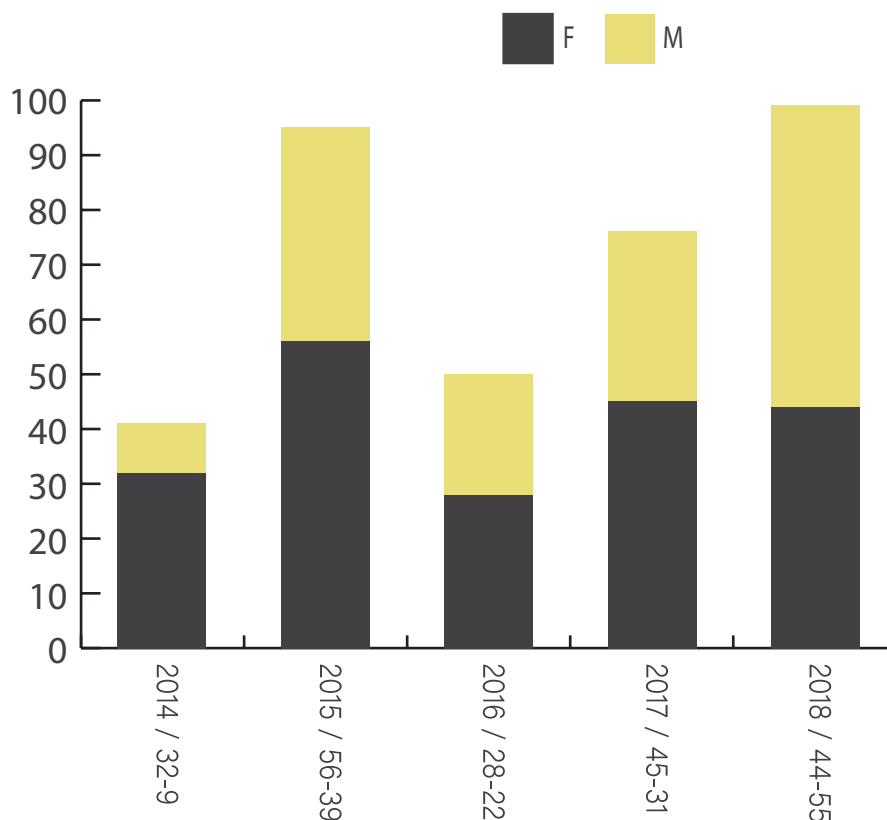
This category of scholarships, which is open for applications throughout the year, gave the possibility to qualified students, academics and researchers in Armenian Studies to participate in activities related to their field of studies, encouraging academic interaction and exchange of knowledge and ideas.

Applications were evaluated on a case-by-case basis as were the amounts allocated and the duration of the grants. The maximum amount was 5,000 EUR or USD. Decisions were based on the academic relevance of the proposed events or research trips to the candidates' topics of research, their qualifications, the quality of their proposals, the international importance of the conferences/seminars, and the letters of reference received.

The Department received 361 applications.

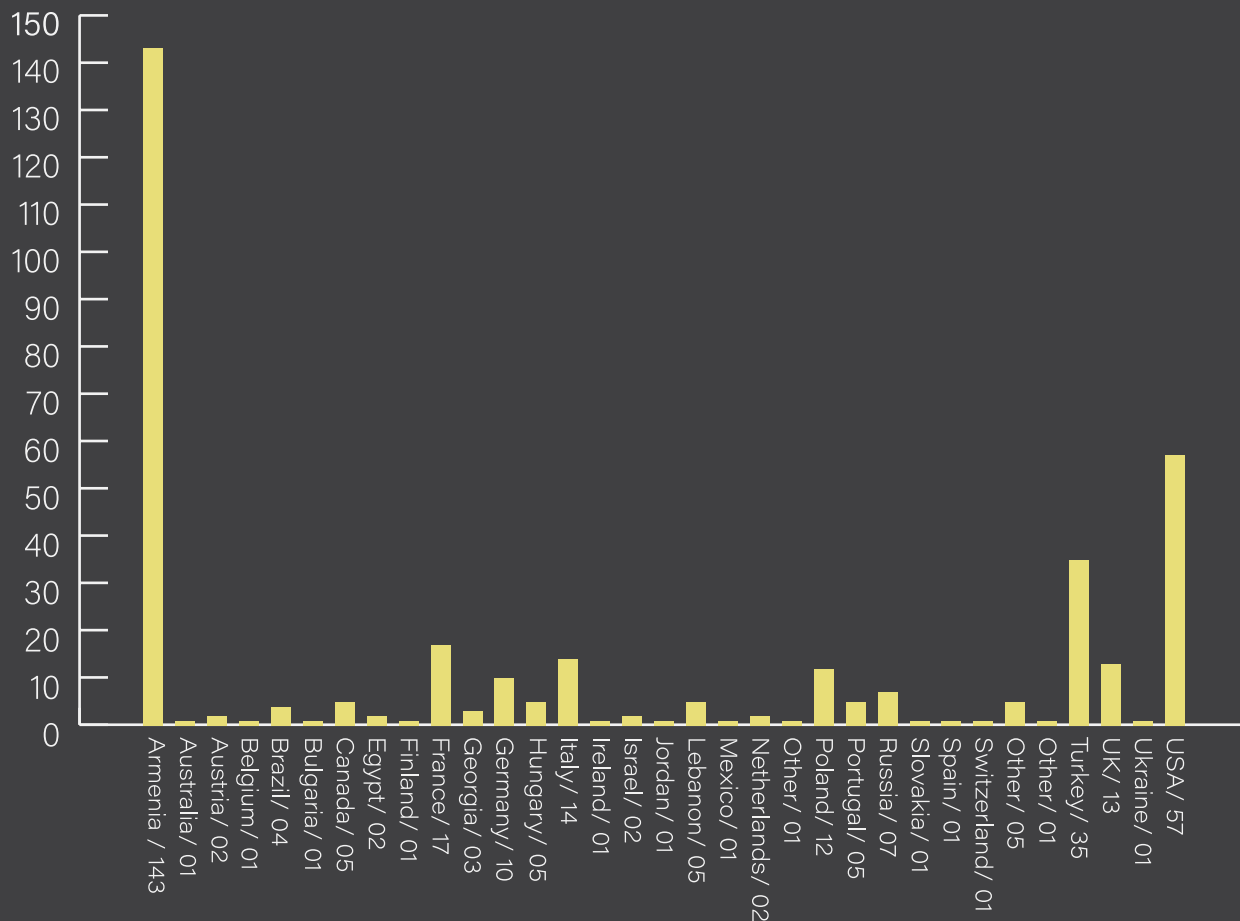
Distribution of applicants by gender

The chart below shows the distribution of applicants by gender.



Distribution of awardees by country of citizenship

The chart below shows the distribution of applicants by country of citizenship.



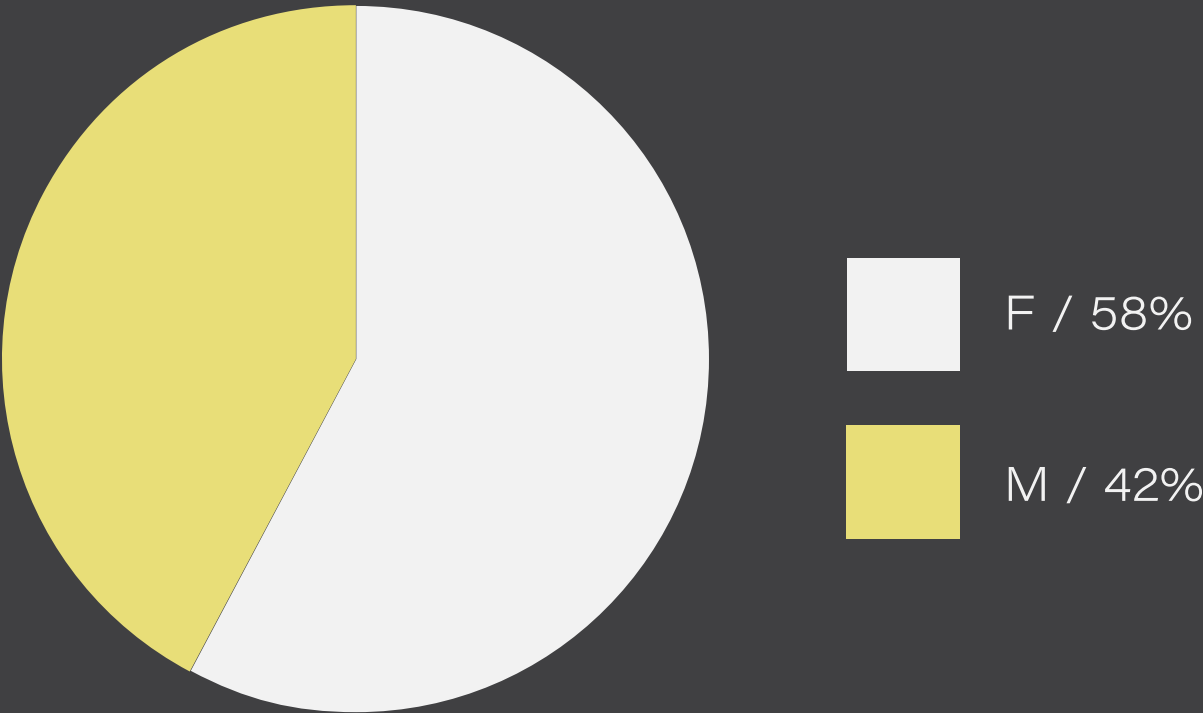
/

- 57% female and 43% male.
- 361 applicants from 33 countries, with 40% of citizens being from Armenia and 16% from USA.

Under this scholarship category, during the 2014-2018 Five-Year plan, the Department awarded 197 short term grants, which corresponds to 55% of the number of applications received.

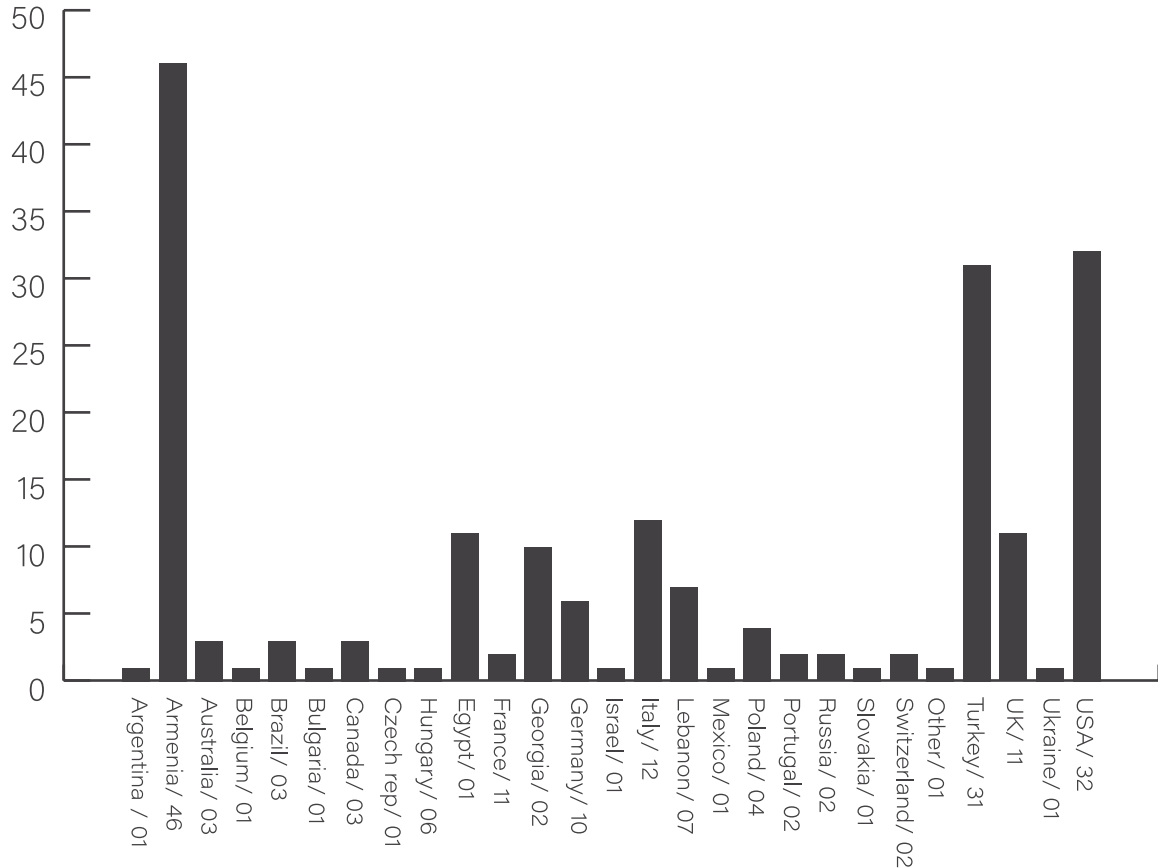
Distribution of awardees by gender

The chart below shows the distribution of awardees by gender.



Distribution of awardees by country of citizenship

The chart below shows the distribution of awardees by country of citizenship:



- 23% were from Armenia, 16 % from USA, and 16% from Turkey.

The table below shows the number of grants, amounts per year and totals awarded:

<i>Short Term Grant Armenian Studies: number of scholarships awarded</i>					
2014	2015	2016	2017	2018	Total
17	43	31	46	60	197
<i>Short Term Grant Armenian Studies: amounts awarded in EUR</i>					
2014	2015	2016	2017	2018	Total
32847	69622	75155	89097	122597	389,318

Apart from this category, since 2016, two targeted grant schemes were put in place enabling students to participate in two specific programmes:

1. An intensive Western Armenian summer course in London and Budapest, where 29 students received a short term grant for Armenian Studies and participated in the programme.

<i>Western Armenian summer course</i>	<i>2016</i>	<i>2017</i>	<i>2018</i>	<i>Total</i>
Number of students	8	5	16	29
Amounts awarded in EUR	10,834	6,435	19,702	36,971

2. A one-year full time History and Armenian Studies specialization course at the Faculty of Humanities and Social Sciences of the Pázmány Péter Catholic University, in Budapest, where 9 participants received a short term grant for Armenian Studies.

<i>PPC Univ. Armenian Studies specialization course</i>	<i>2017</i>	<i>2018</i>	<i>Total</i>
Number of students	4	5	9
Amounts awarded in EUR	21,495	25,000	46,495

3. Western Armenian Teacher Education Scholarship

This scholarship category was developed to help prepare, or further train, educators teaching in Western Armenian anywhere in the world; this scholarship programme was open for applications throughout the year and only received five candidates in the period under review. All applications were accepted. Three awardees were women and two men, one from Canada, one from Lebanon, one from USA, and two from Turkey.

The table below shows the number of grants, amounts per year and totals awarded:

<i>Wester Armenian Teacher Education Scholarship: number of scholarships awarded</i>						
	2014	2015	2016	2017	2018	
New scholarships	0	1	0	2	3	6
<i>Western Armenian Teacher Education Scholarship: amounts awarded</i>						
	2014	2015	2016	2017	2018	
New scholarships	0	4000	0	9556	10140	23,696

During the 2014-2018 Five-Year Programming Plan, the Department awarded **five** students with Western Armenian Teacher Education scholarships, spending **19,552 EUR**, giving an average of 3,910 EUR per student for their whole programme of studies. In addition, **one** exceptional emergency scholarship was granted to an Armenian student in 2018 for the amount of **4,144 EUR** which is included in this category, giving the overall sums of **six** scholarships and **23,696 EUR**.

In the 2019-2023 Five-Year Strategic Plan this scholarship category was phased out and emphasis was put on other teacher training programmes. Individual applications for teacher (re)training were considered under the Armenian Studies scholarship category.

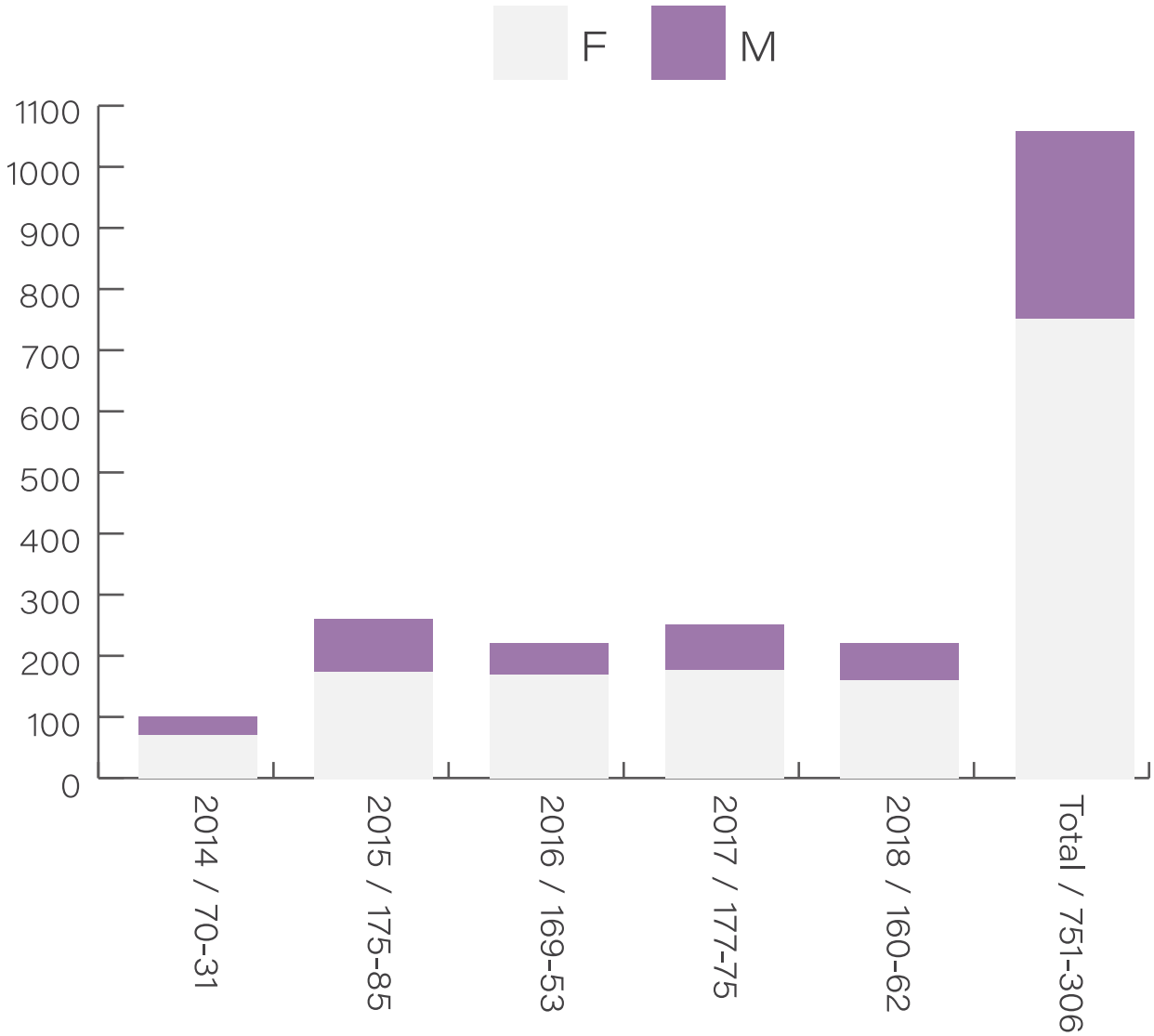
4. Short Term Conference and Travel Grants to Students in Armenia

The Short Term Conference and Travel Grants to students and young academics in Armenia enabled qualified students, early-career academics and researchers in Armenia to present their work at international conferences and workshops abroad, or to take part in short duration training programmes, encouraging academic interaction and exchange of knowledge. While most travel grants were awarded to researchers in Armenia, a very limited number of travel grants were also available to students and academics from abroad wishing to attend conferences and workshops in Armenia. Applications were accepted throughout the year and the selection was based on the contribution of the proposed conference or activity to the candidate's research, on the importance of the event, on the topic to be presented and on the recommendation letters.

The Department received 1057 applications in total during five years.

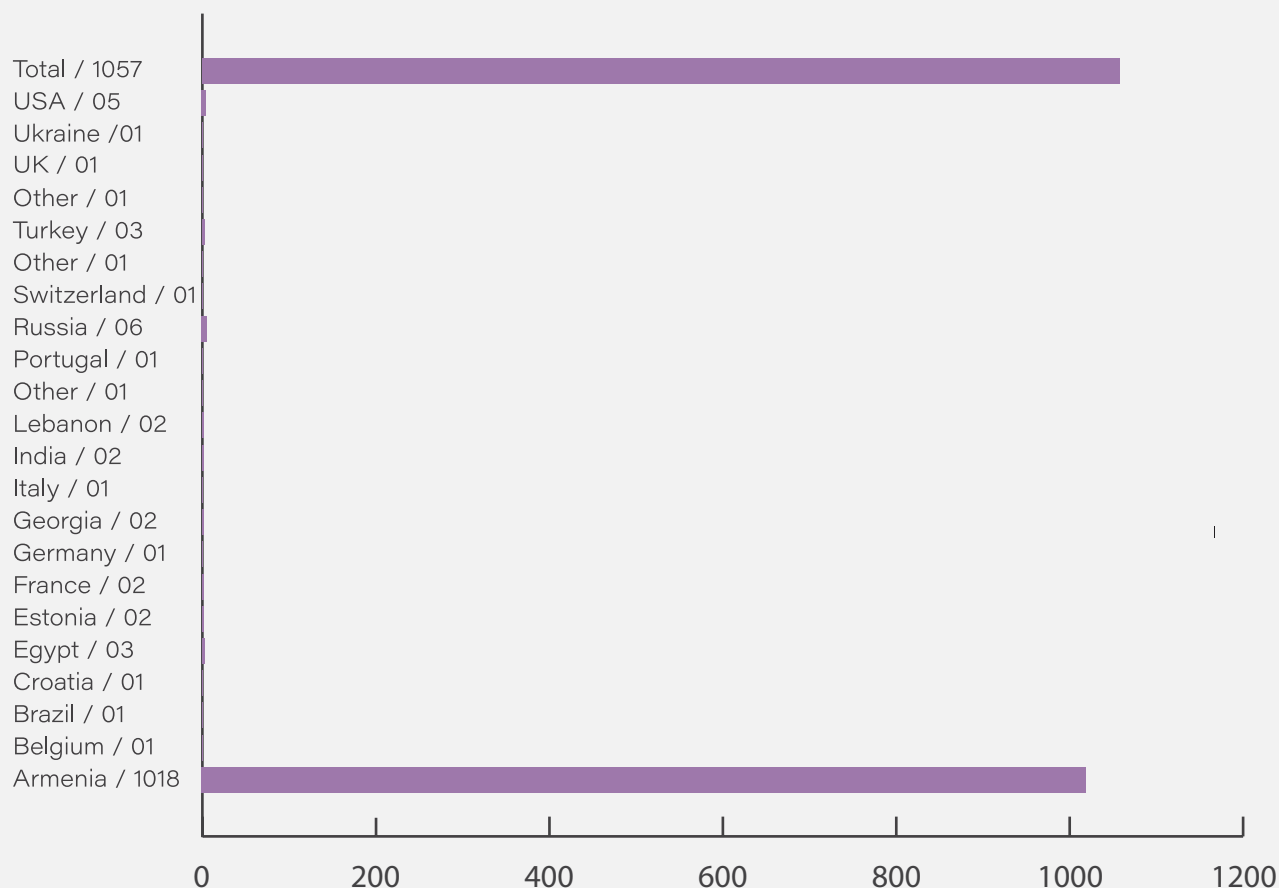
Distribution of applicants by gender

The chart below shows the distribution of applicants by gender.



Distribution of applicants by country of citizenship

The chart below shows the distribution of applicants by country of citizenship:



/

- 71% female and 29% male.
- 96% of the applicants were from Armenia, the other 4% were distributed in small numbers over 21 other countries.

379 students and researchers received a Short Term Conference and Travel Grant, in the total amount of **405,106 EUR**.

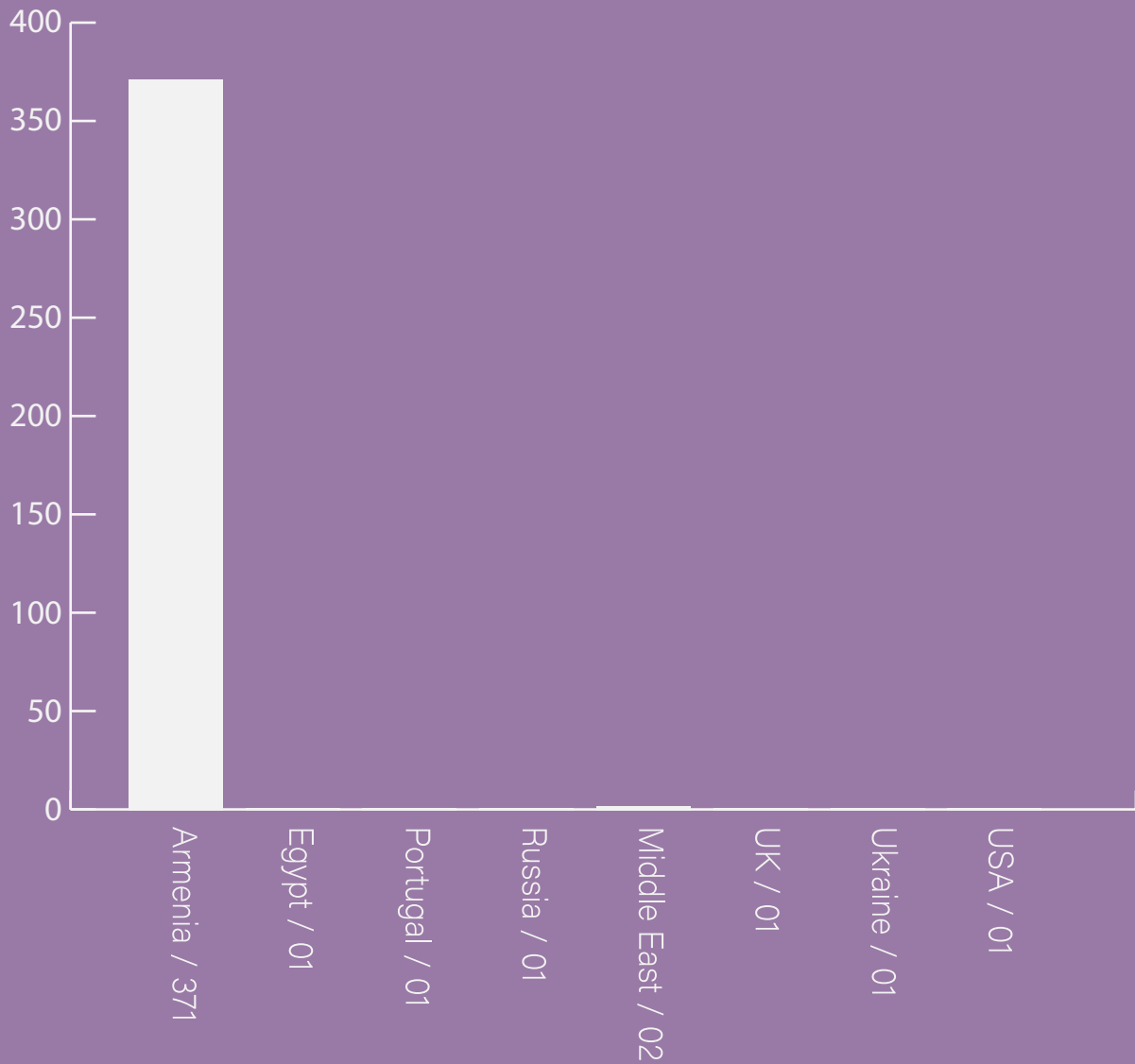
Distribution of awardees by gender

The chart below shows the distribution of these awardees by gender.



Distribution of awardees by country of citizenship

The chart below shows the distribution of these awardees by country of citizenship:



- 68% female and 32% male.
- 98% from Armenia.

5. Undergraduate Studies Scholarship

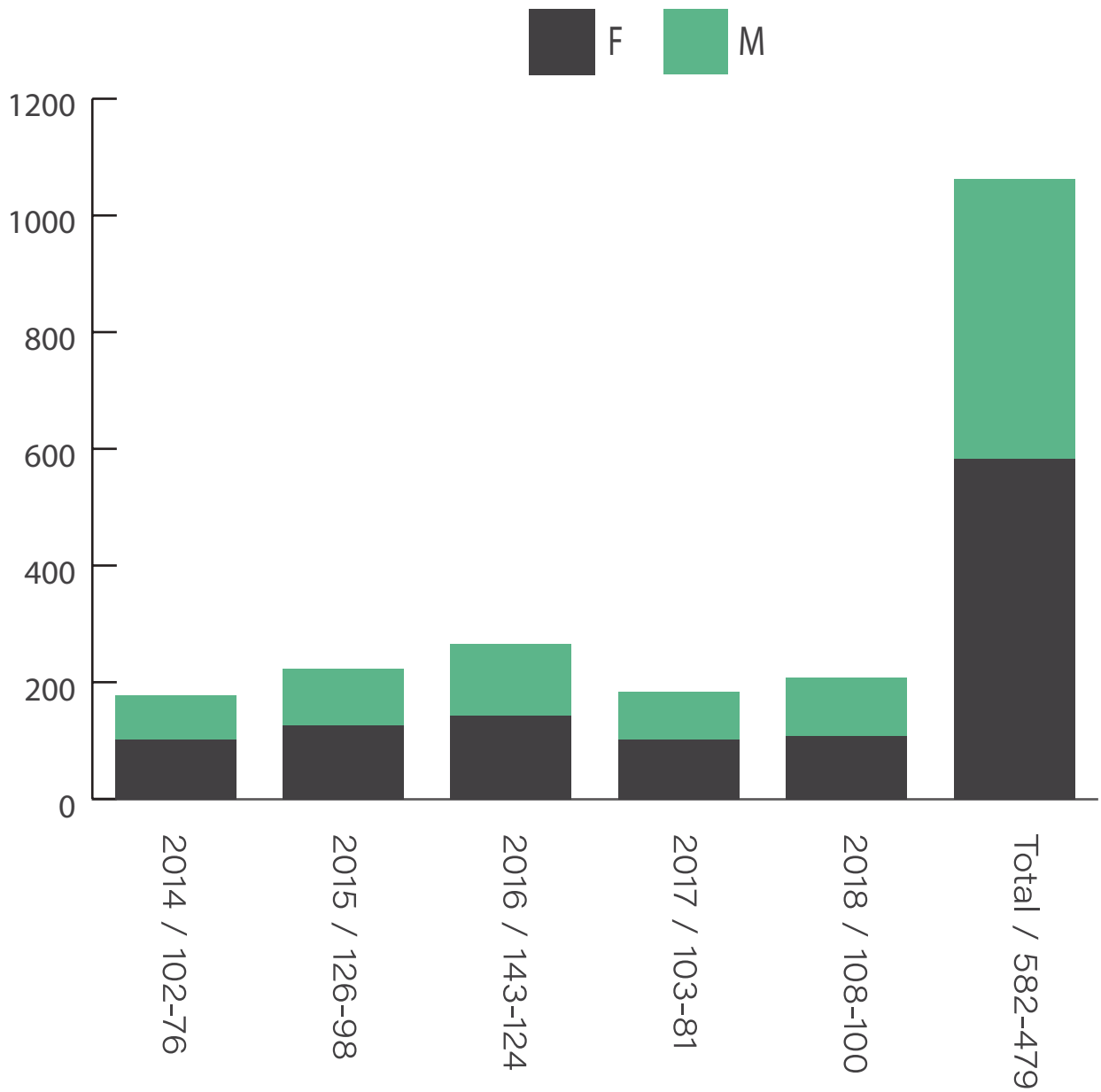
This scholarship category provided Armenian students from less developed countries the opportunity to undertake full-time undergraduate studies.

Priority was given to students under 26 years old, enrolled in a recognized higher education institution. The scholarships were open to all disciplines and the selection was based on merit.

During the period under review, 1061 applications from 39 countries were received, mostly from Lebanon, Armenia, Turkey and Middle Eastern countries.

Distribution of applicants by gender

The chart below shows the distribution of applicants by gender.

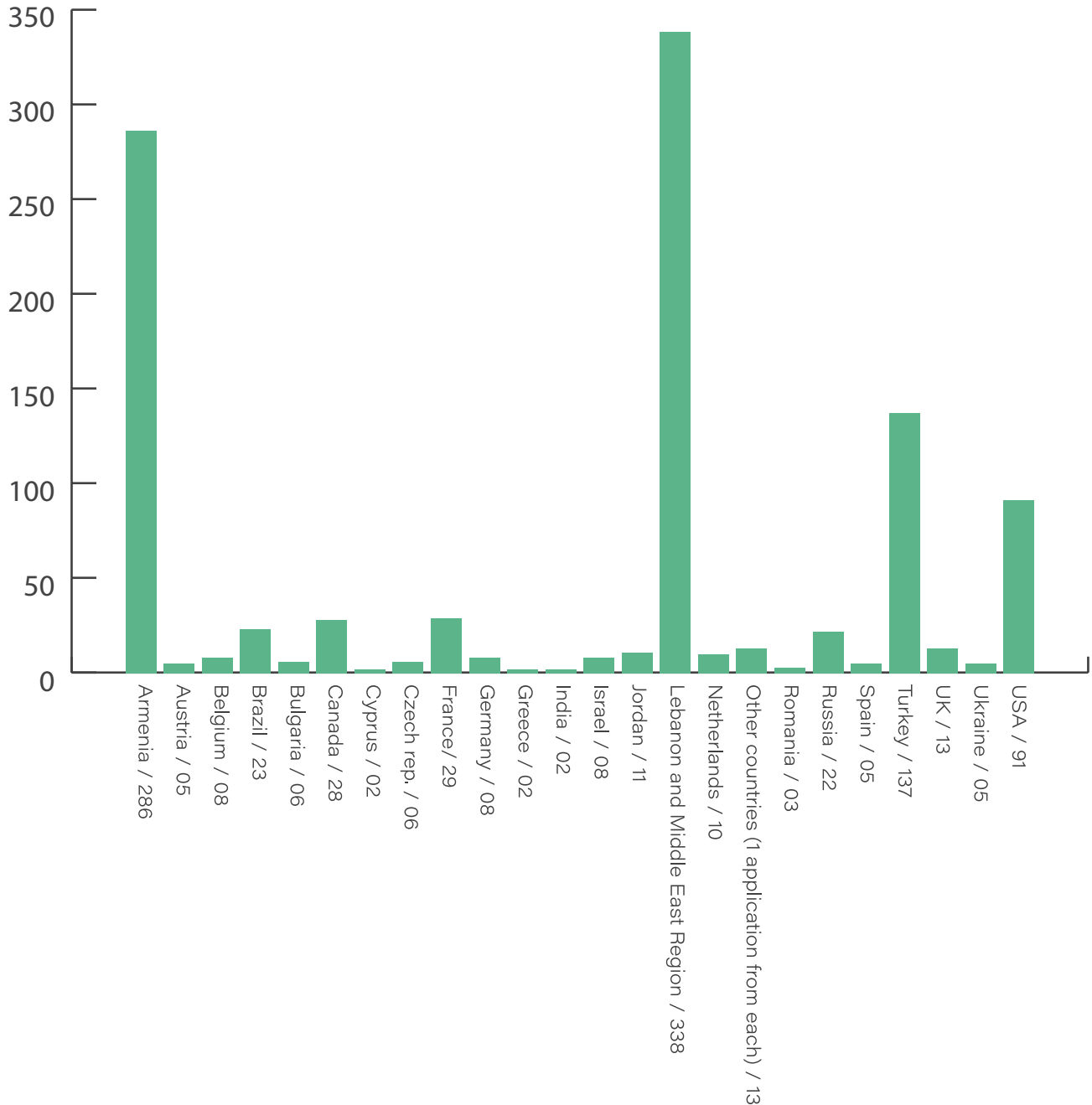


/

- 55% female and 45% male.

Distribution of applicants by country of citizenship

The chart below shows the distribution of applicants by country of citizenship:



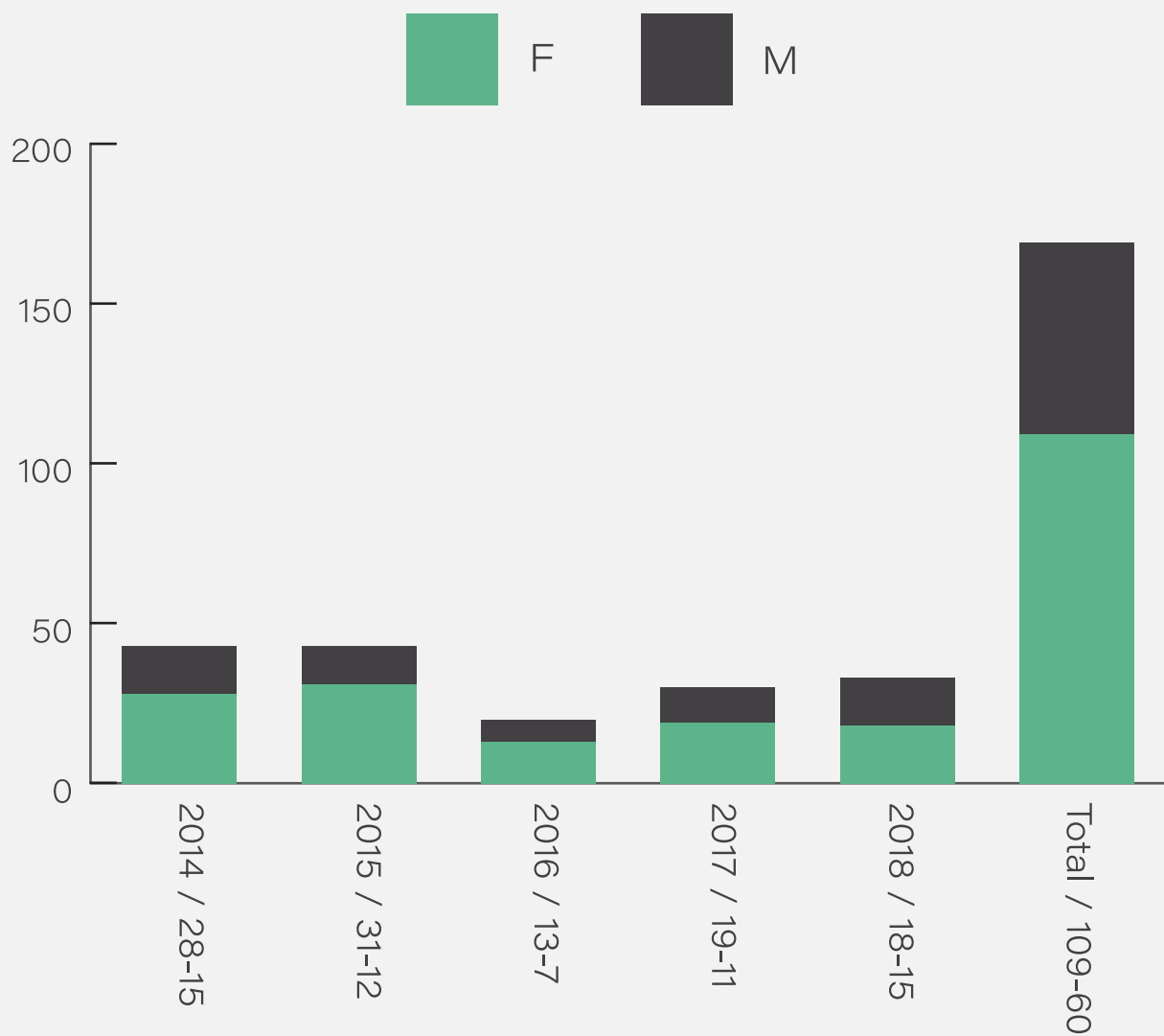
/

- 31% from Lebanon and Middle East region, 27% from Armenia, 13% from Turkey, and 29% distributed over 36 other countries.

During the 2014-2018 Five-Year Plan, 169 of the 1061 applicants (i.e., 16%) received an Undergraduate Studies scholarship.

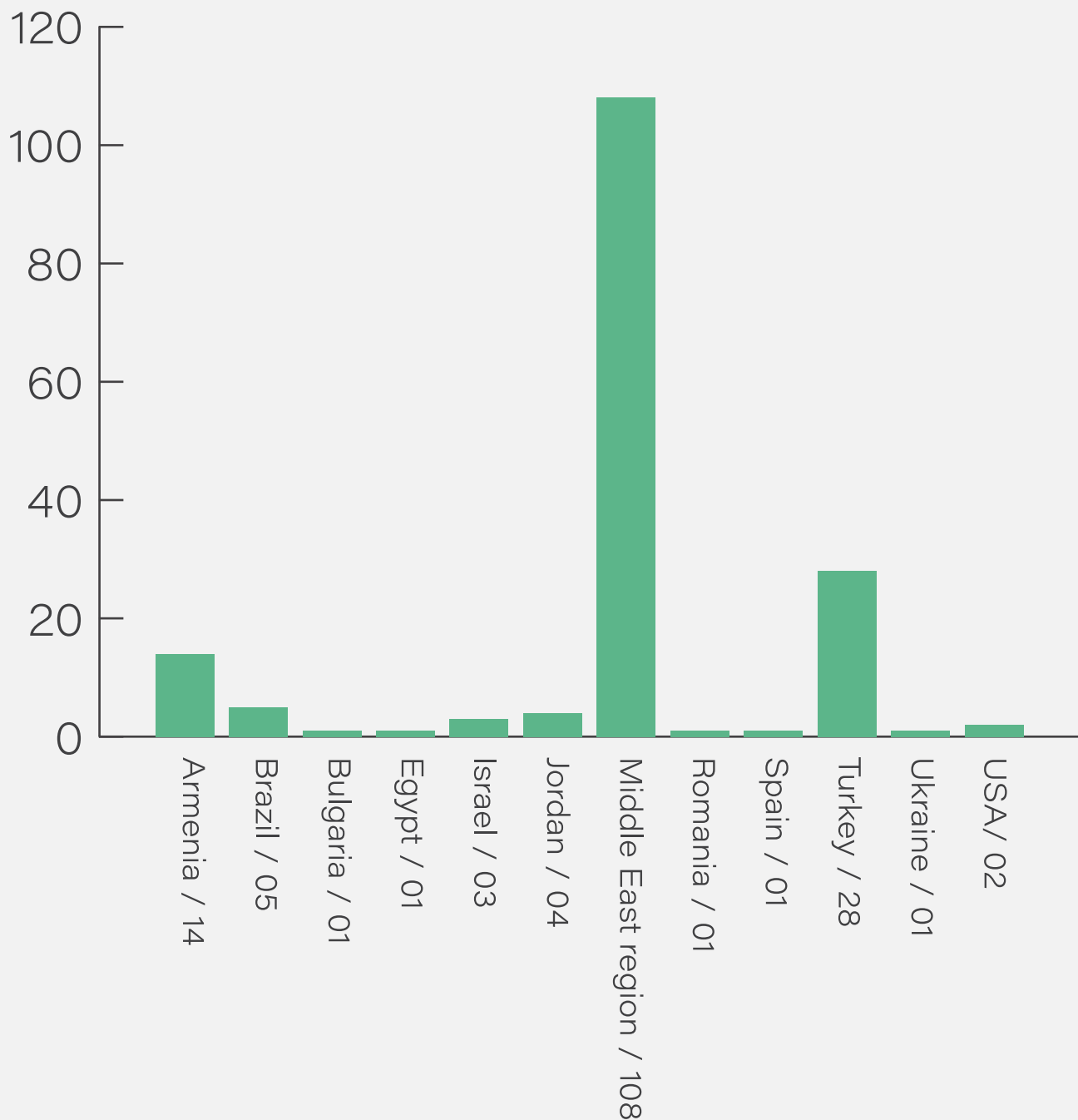
Distribution of awardees by gender

The chart below shows the distribution of the awardees by gender.



Distribution of awardees by country of citizenship

The chart below shows the distribution of the awardees by country of citizenship:



/

- 64% female and 36% male.
- 64% from Lebanon and Middle East region, 17% from Turkey, 8% from Armenia, and 11% distributed over 10 other countries.

The table below shows the total amount spent with the Undergraduate Studies Scholarship in the period 2014-2018:

<i>Undergraduate Studies Scholarship: number of scholarships awarded</i>						
	2014	2015	2016	2017	2018	Total
New	43	43	20	30	33	169
<i>Undergraduate Studies Scholarship: amounts awarded in EUR</i>						
	2014	2015	2016	2017	2018	Total
New	123943	101000	44045	78359	87437	434784
Renewals	18525	90750	134750	100829	90412	435266
Total	142468	191750	178795	179188	177849	870.050

In addition to the regular scholarship programme, three other types of support to undergraduate students are listed below:

(i) In 2016, a call for applications for candidates who wanted to pursue studies in Special Education in Lebanese universities was launched. Within the scope of this extra category and call for applications, in 2016, 2017, and 2018, the Department supported **seven** students to study Special Education at the Haigazian University. The amounts awarded ranged between 3,750 and 8,000 USD, while the duration was between one and four years, with a total of 94,042 EUR granted.

(ii) A total grant of 22,000 EUR was awarded to Cité Universitaire de Paris, Maison des étudiants arméniens, granting four scholarships to resident Armenian Studies Master's students of any nationality or to Master's students of Armenian origin studying any subject.

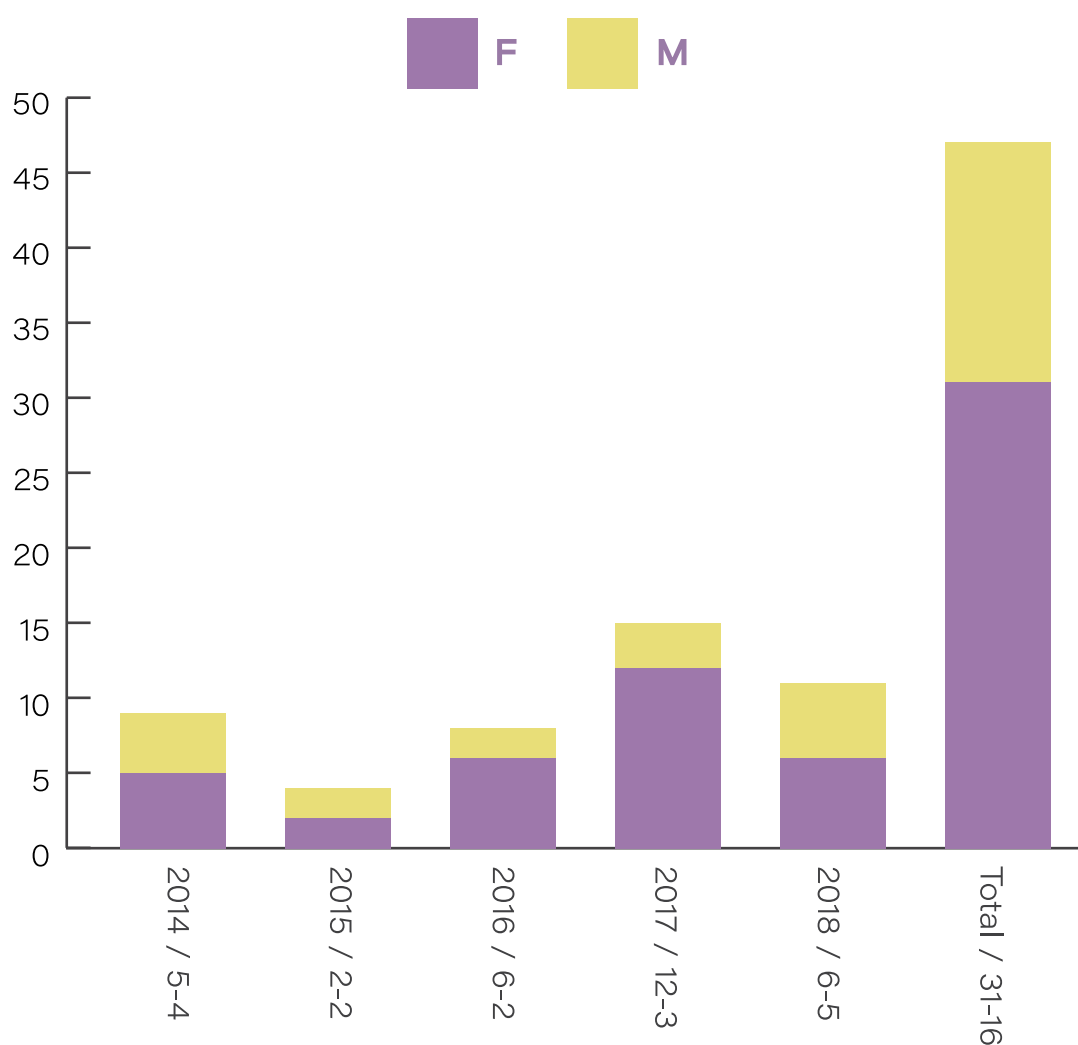
(iii) Scholarships were awarded to four students to participate in a two-week leadership educational programme for young people active in their communities, provided by Altemus, an independent, all-volunteer non-profit organization registered in Belgium.

6. Support to Armenian Students in Portugal

Within the framework of this scholarship programme, the Department supported Armenian students enrolled in higher education institutions in Portugal. The evaluation of applications was made on a case-by-case basis, throughout the year. In the period under review, the Department received 47 applications.

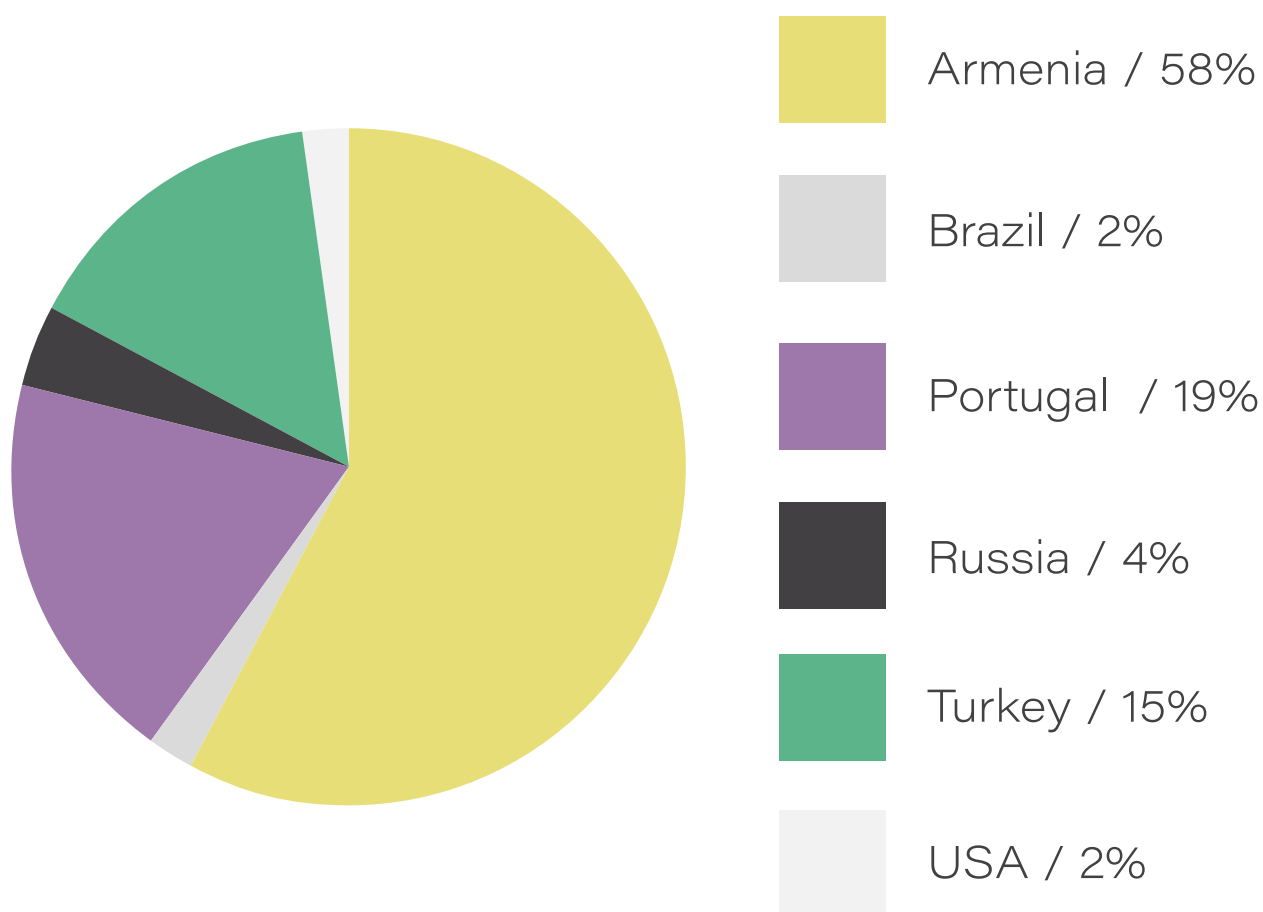
Distribution of applicants by gender

The chart below shows the distribution of the applicants by gender.



Distribution of applicants by country of citizenship

The chart below shows the distribution of the applicants by country of citizenship:



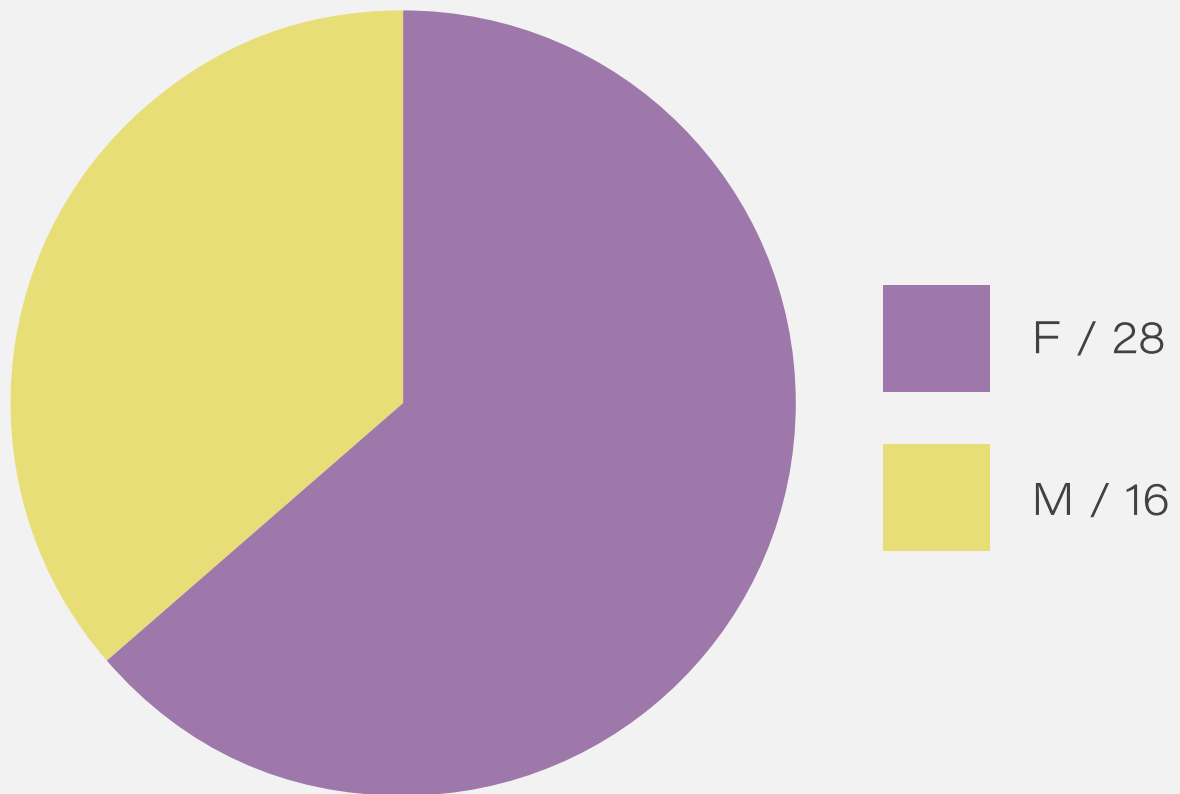
/

- 66% female and 34% male.
- 57% of citizens from Armenia, 19% from Portugal, and 15% from Turkey.

44 students received scholarships (i.e., 94% of the applicants) for one cycle of studies, in the total amount of 223,400 EUR.

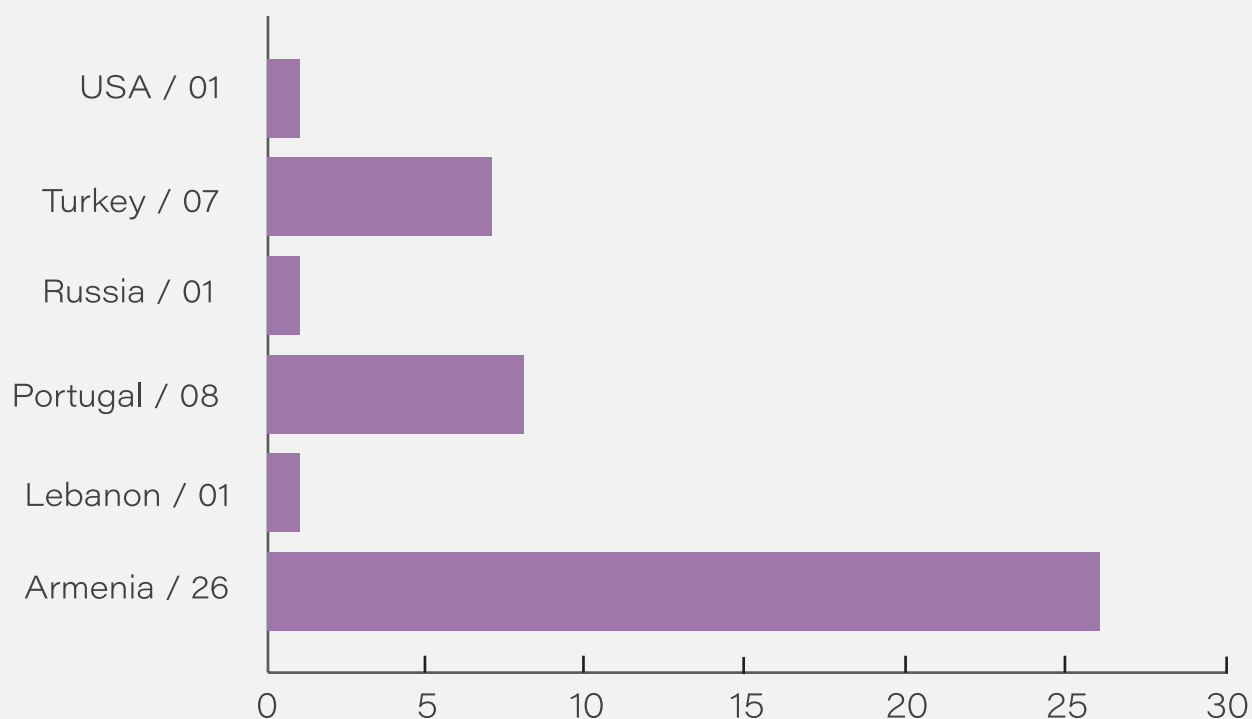
Distribution of awardees by gender

The chart below demonstrates the distribution of awardees by gender.



Distribution of awardees by country of citizenship

The chart below demonstrates the distribution of awardees by country of citizenship:



/

- 64% female and 36% male.
- 59% of citizens from Armenia, 18% from Portugal, and 16% from Turkey.

The following table shows the number of scholarships awarded and amounts spent within this scholarship category:

<i>Armenian Students in Portugal: number of scholarships awarded</i>						
	<i>2014</i>	<i>2015</i>	<i>2016</i>	<i>2017</i>	<i>2018</i>	<i>Total</i>
New Scholarships for Undergraduate Studies	7	6	5	9	6	33
New Scholarships for Master's, PhD, Post Doc	2	0	1	4	4	11
Renewals of Undergraduate Scholarships	0	5	5	0	1	
Renewals of PhD and Post Doc Scholarships	0	1	1	0	0	
Total	9	12	12	13	11	44

<i>Armenian Students in Portugal: amounts awarded in EUR</i>						
	<i>2014</i>	<i>2015</i>	<i>2016</i>	<i>2017</i>	<i>2018</i>	<i>Total</i>
New Undergraduate Scholarships	27287	11300	5194	18650	23394	85825
New Master's, PhD, Post Doc scholarships	19500	0	2500	24350	22000	68350
Renewals of Undergraduate Scholarships	0	18500	21475	0	1250	41225
Renewals of PhD and Post Doc Scholarships	0	14000	14000	0	0	28000
Total	46787	43800	43169	43000	46644	223,400

7. Emergency Scholarship

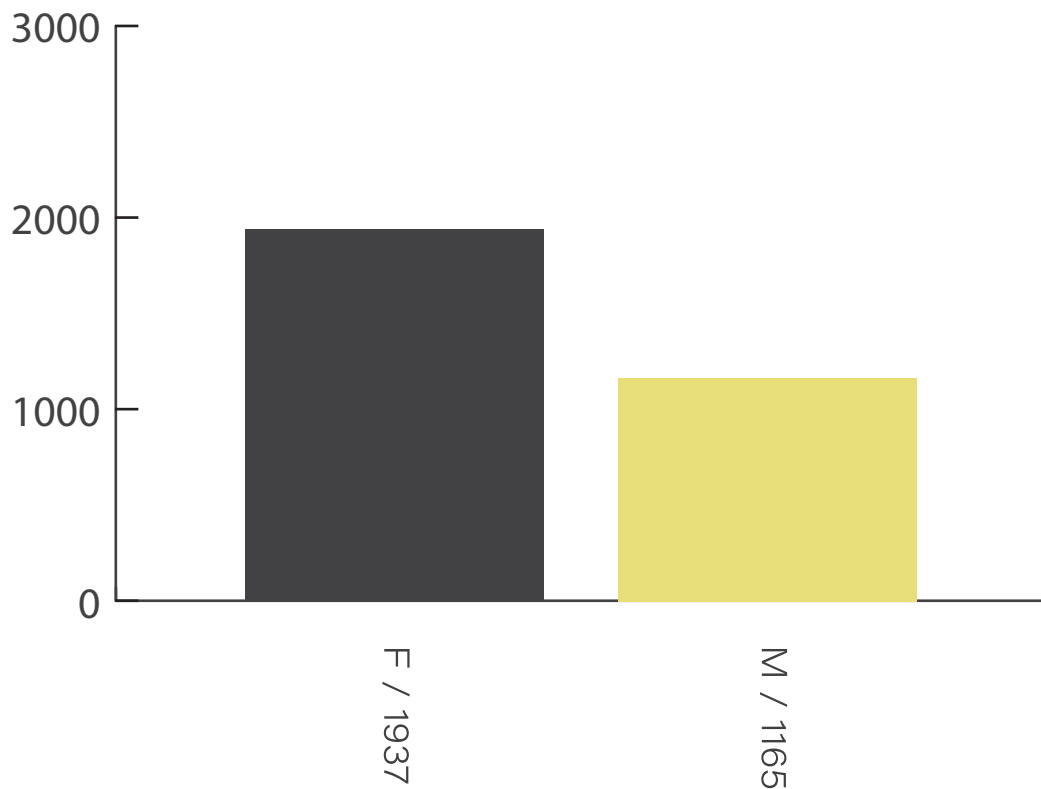
The Armenian Communities Department co-sponsored a programme of aid to Armenian refugee students from the Middle East studying at universities in Armenia. A four-way partnership between the Calouste Gulbenkian Foundation, the Armenian General Benevolent Union (AGBU), the Saint Sarkis Charity Trust in London, and the Government of Armenia (Ministry of the Diaspora) contributed to this emergency scholarship programme. In the 2014-2018 period, the total amount of the Department's contribution to this initiative was 531,318 EUR.

Concluding remarks

From 2014 to 2018 the Department received 3102 applications in total from 54 countries.

Distribution applicants by gender

The chart below shows the distribution of the total number of the candidates by gender, where women prevailed in every category (between 57% and 71%).

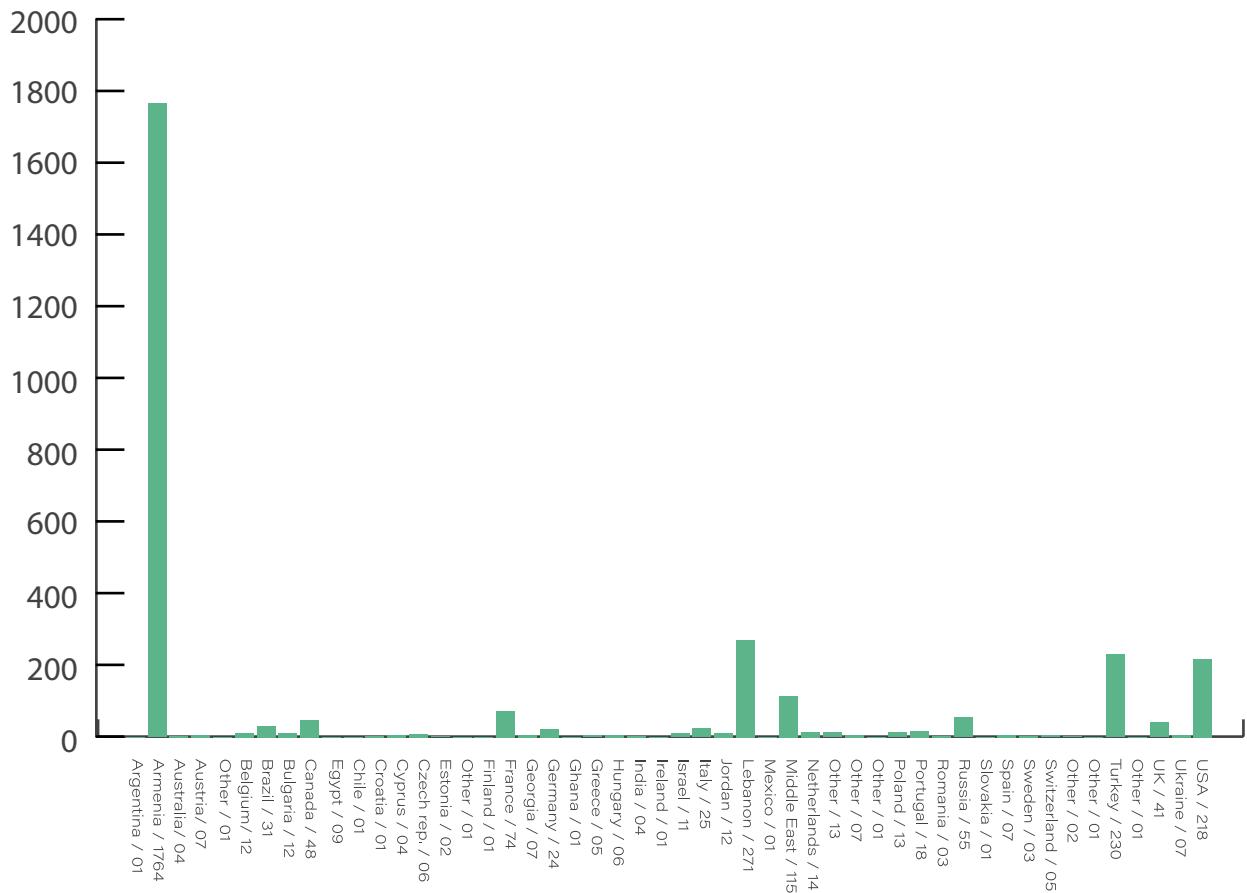


/

- 62% female and 38% male.

Distribution of applicants by country of citizenship

The chart below shows the distribution of the total number of the candidates by country of citizenship:

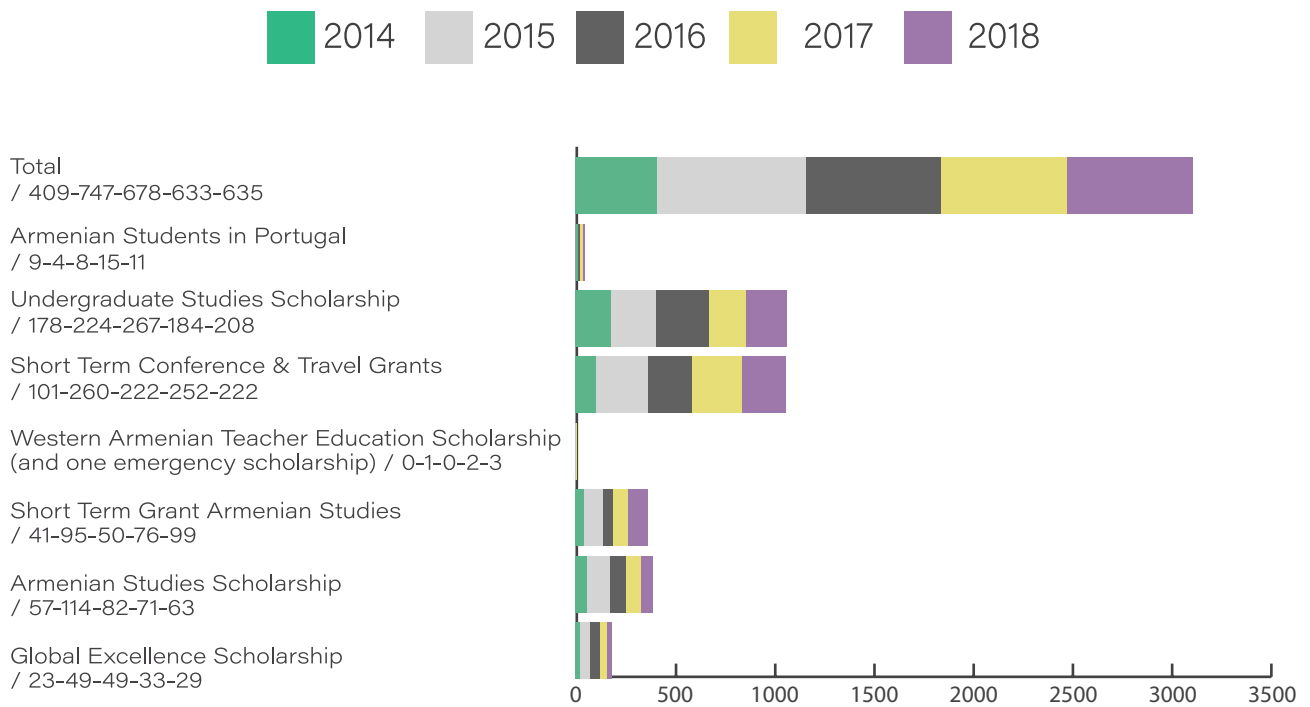


/

- 56% citizens from Armenia (the Short Term Conference and Travel Grants excluded, this number would be 24%), 14% from Lebanon and Middle East region, 9% from Turkey, and 6% from USA. The remaining 15% were distributed over 29 other countries.

Applications received from 2014 to 2018

The chart below shows the number of applications received during 2014-2018, with an average of 620 applications per year:

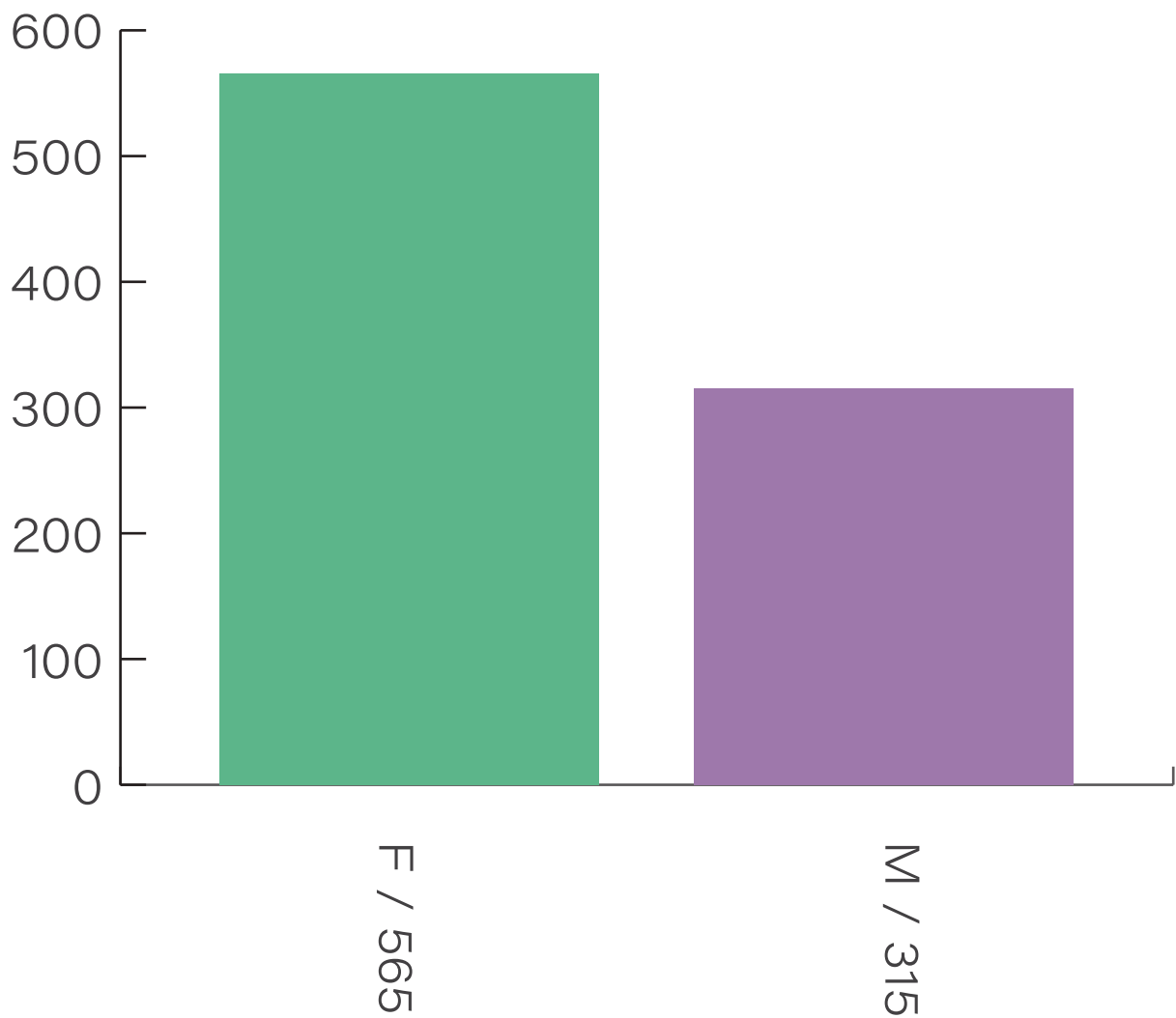


/

From these 3102 applications, the Department awarded 880 scholarships (i.e., 28%) to students from 33 countries in the total amount of 4,234,158 EUR.

Distribution of awardees by gender

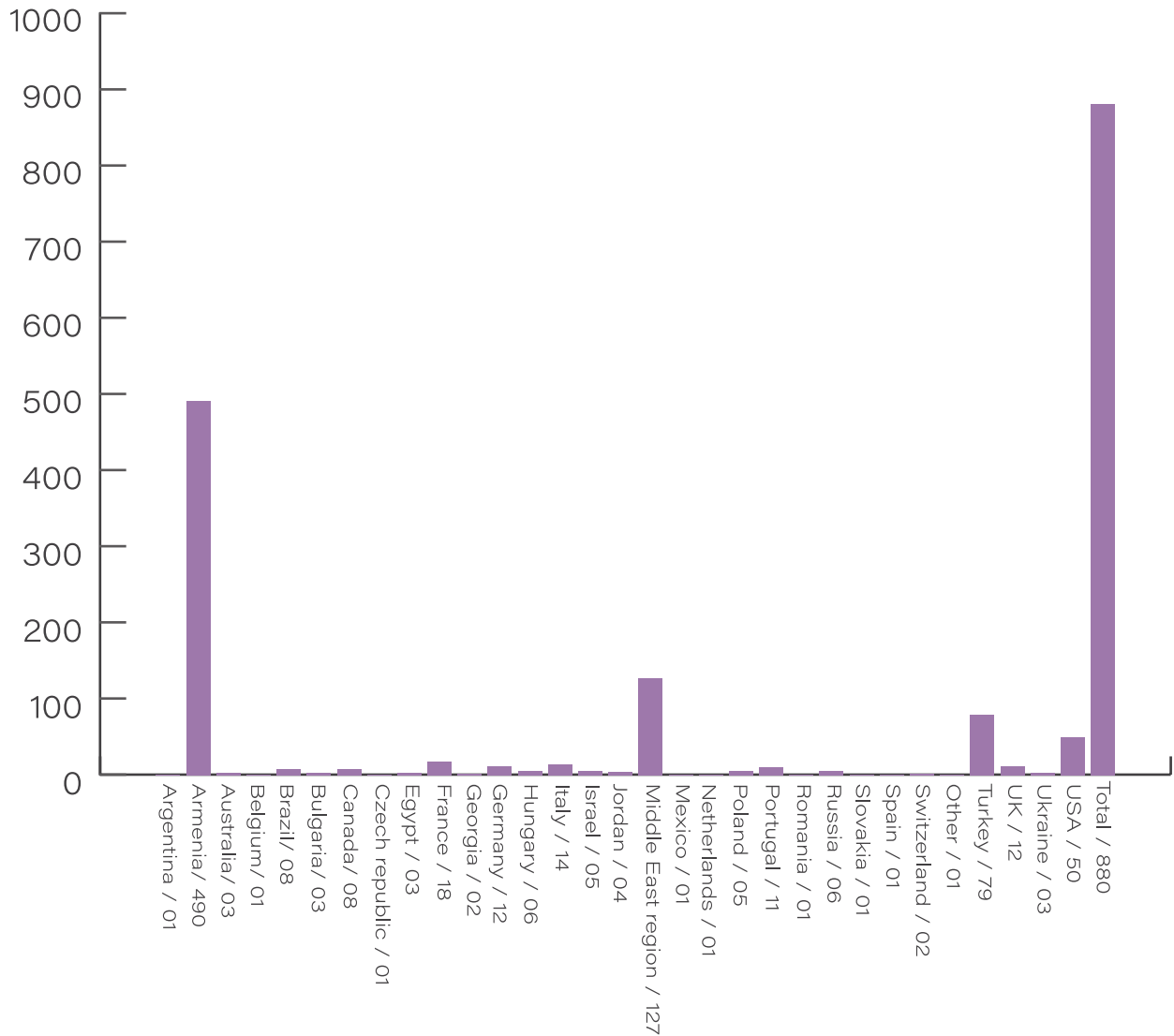
The chart below shows the distribution of awardees by gender, where women prevailed in every category (between 58% and 68%).



- 64% female and 36% male.

Distribution of awardees by country of citizenship

The chart below shows the distribution of awardees by country of citizenship.

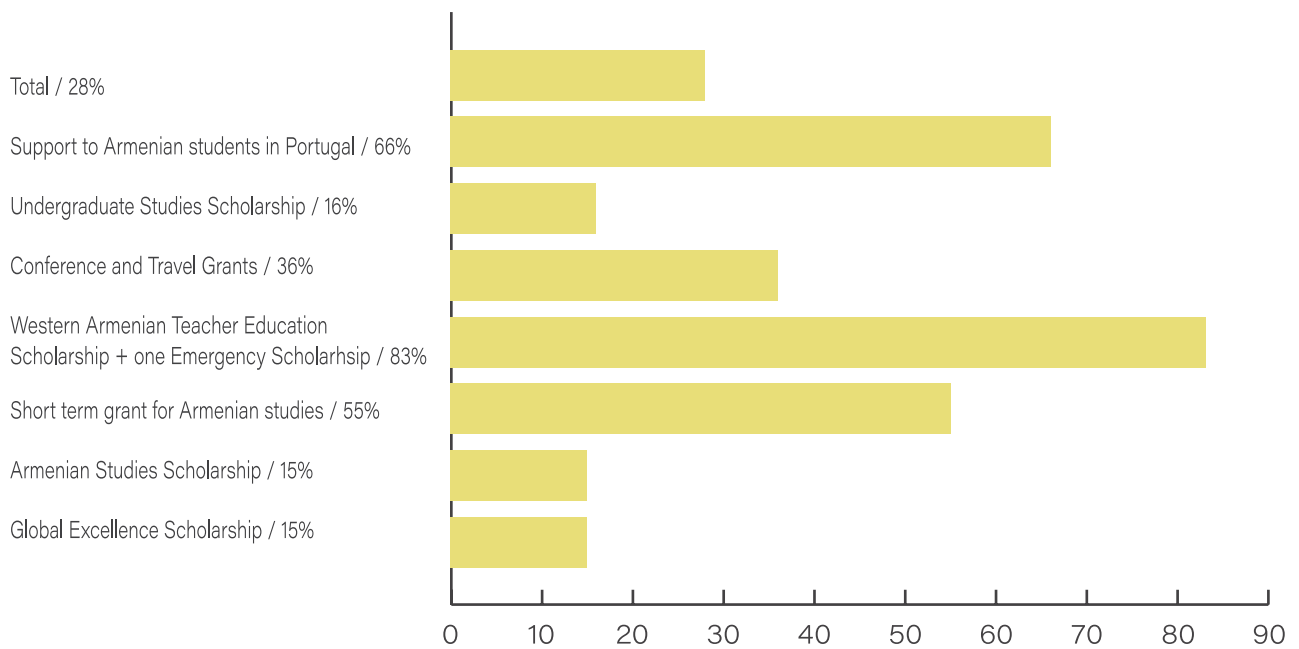


- 56% citizens from Armenia (the Short Term Conference and Travel Grants excluded, this number would be 24%), 14% from Lebanon and Middle East region, 9% from Turkey, and 6% from USA. The remaining 15% were distributed over 29 other countries.

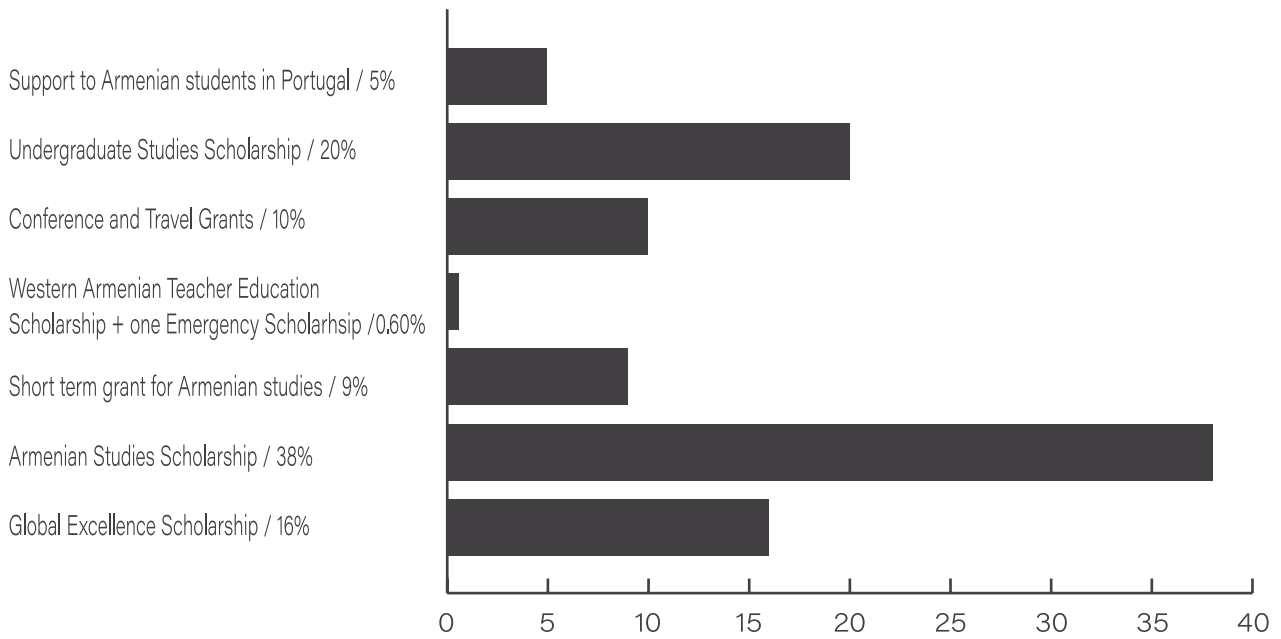
The chart below represents an overview of applications received and scholarships awarded and amounts within the Department's scholarship programme during the 2014-2018 Five-Year Programming Plan. It also includes the distribution by gender of both applicants and awardees:

<i>Scholarship Categories</i>	<i>Applications</i>			<i>Awards</i>			
	<i>Total</i>	<i>F</i>	<i>M</i>	<i>Total</i>	<i>F</i>	<i>M</i>	<i>Amount in EUR</i>
<i>Western Armenian summer course</i>							
1. Global Excellence Scholarship	183	112	71	27	18	9	692,946
2. Armenian Studies Scholarship	387	253	134	58	35	23	1,629,642
2.1. Short Term Grant for Armenian studies	361	205	156	197	114	83	389,318
3. Western Armenian Teacher Education Scholarship + one Emergency Scholarhsip	6	3	2	5	3	2	23,696
4. Conference and Travel Grants	1,057	751	306	379	258	121	405,106
5. Undergraduate Studies Scholarship	1,061	582	479	169	109	60	870,050
6. Support to Armenian students in Portugal	47	31	16	44	28	16	223,400
	3,102	1937	1165	880	565	315	4,234,158

Ratio of awarded scholarships versus number of applications



Ratio of amount spent within each category versus total*



/

*rounded figures

In addition to the regular application process, as listed above in the various scholarship categories, the table below shows the amounts spent for specific scholarship related initiatives, which add up to 782,238 EUR during the same period.

In addition to the regular application process, as listed above in the various scholarship categories, the table below shows the amounts spent for specific scholarship related initiatives, which add up to 782,238 EUR during the same period.

<i>Projects</i>	<i>Number of scholars per year</i>					<i>Totals</i>	
	<i>2014</i>	<i>2015</i>	<i>2016</i>	<i>2017</i>	<i>2018</i>	<i>Number of scholars</i>	<i>Amount in EUR</i>
1. Research on Armenians in China	2					2	22,000
2. University Southern California (Institute of Armenian studies)				24		24	27,712
2.1. Western Armenian Summer Course			8	5	16	29	36,971
2.1. Pázmány Péter University specialization course				4	5	9	46,495
5. Undergraduate Studies Scholarship - Special Education			7			7	94,042
. Undergraduate Studies Scholarship - Cité Universitaire				4		4	22,000
6. Altemus Leadership Programme			2	2		4	1,700
7. Refugee Students in Armenia (AGBU, St. Sarkis Trust, Gov't of Armenia partnership)						*	531,318
Total						79	782,238

/

*1015 students received a scholarship from this scholarship programme between 2014 and 2017.

During the 2014-2018 Five-Year period, the Armenian Communities Department spent a total amount of 5,016,396 EUR on university student or researcher scholarships, with 959 beneficiaries (excluding the 1015 students from the refugee students in Armenia programme). The amount spent on university scholarships constituted approximately one-third of the Department's annual budget. The scholarship programme continued, with some minor changes, into the 2019-2023 Five-year strategic plan, and is slated to continue in the next Five-year plan (2023-2027). It is the oldest initiative of the Department, with roots going back to 1956, at the inception of the Foundation itself. The programme continues to have a major impact globally on the education of Armenian youth and on Armenian Studies.